



**DSHS Arbovirus Activity Report**  
**Week #46 (ending November 21, 2015)**  
**Report Date: November 24, 2015**

**Table 1. Arbovirus Activity Summary, Texas, Weeks 1-46**

Disease	Positive Mosquito Pools	Avian	Equine	Sentinel Chicken	Human						TOTAL
					Febrile Illness	Neurologic Illness	Severe Dengue	TOTAL (HUMAN)	Deaths	PVD‡	
<b>CHIKV</b>					37			37			37
<b>DENV</b>					18		2	20			20
<b>EEEV</b>			8	28							36
<b>SLEV</b>	4			1							5
<b>WNV</b>	1533	14	26	1	69	174		243	9	28	1817
<b>OTHER ARBOVIRUS*</b>	3										3
<b>TOTAL REPORTS</b>	<b>1540</b>	<b>14</b>	<b>34</b>	<b>30</b>	<b>124</b>	<b>174</b>	<b>2</b>	<b>300</b>	<b>9</b>	<b>28</b>	<b>1918</b>

CHIKV - Chikungunya Virus

DENV - Dengue Virus

EEEV - Eastern Equine Encephalitis Virus

SLEV - Saint Louis Encephalitis Virus

WNV - West Nile Virus

\*Other Arbovirus - Tensaw, Bunyamwera or California Serogroup viruses

‡PVD - Presumptive viremic blood donors are people who had no symptoms at the time of donating blood through a blood collection agency, but whose blood tested positive when screened for the presence of WNV. Unless they meet the case reporting criteria, they are not counted as a case for official reporting purposes and are not included in the "total reports" column.

**Table 2. Arbovirus Activity by County, Weeks 1-46**

County	CHIKV*		DENV*		EEEV				SLEV			WNV								OTHER ARBOVIRUS		COUNTY TOTAL
	M	H	M	H	M	E	SC	H	M	SC	H	M	A	E	SC	H				M	H	
																WNF	WNND	PVD‡	TOTAL			
Anderson																	1	1	1			1
Angelina																	4		4			4
Armstrong																	2		2			2
Atascosa														1								1
Bailey															1				1			1
Bastrop				1																		1
Baylor																	4		4			4
Bell		1										1										2
Bexar		2										7				3	1	1	4			13
Bosque		1																				1
Brazoria												5								1		6
Briscoe															1				1			1
Calhoun																	1		1			1
Cameron		1										1										2
Carson																	1		1			1
Cass															1	1			2			2
Castro															2				2			2
Chambers														1								1
Clay																	1		1			1
Collin		2		1								24				2	3		5			32
Concho																	1		1			1
Cooke												7										7
Dallam																		1				

County	CHIKV*		DENV*		EEEV				SLEV			WNV								OTHER ARBOVIRUS		COUNTY TOTAL
	M	H	M	H	M	E	SC	H	M	SC	H	M	A	E	SC	H				M	H	
																WNF	WNND	PVD‡	TOTAL			
Dallas		8		2								443				12	11	2	23			476
Dawson																	1		1			1
Denton		1		1								45				4	5		9			56
Eastland																	1		1			1
El Paso		2		2					3			16				2	14	1	16			39
Ellis												3										3
Erath														1								1
Falls																1			1			1
Floyd																1	4	1	5			5
Fort Bend		1		1								13					1	1	1			16
Franklin		1																				1
Freestone														1								1
Galveston		1					28			1		2			1					2		35
Gonzales																	1		1			1
Gray																	1		1			1
Grayson												6										
Gregg																1	2	1	3			3
Grimes																1			1			1
Guadalupe																	1		1			1
Hansford																1			1			1
Harris		5		5								405	14	2		8	22	8	30			461
Hays		1										1					1		1			3
Henderson		1															1		1			2
Hidalgo		1															1		1			2



County	CHIKV*		DENV*		EEEV			SLEV			WNV								OTHER ARBOVIRUS		COUNTY TOTAL		
	M	H	M	H	M	E	SC	H	M	SC	H	M	A	E	SC	H				M		H	
																WNF	WNND	PVD‡	TOTAL				
Orange						1								1				1					2
Parker														1				2					3
Potter																2	1	1	3				3
Randall				1										1		1	10	3	11				13
Reeves																		1					
Robertson														2									2
Rockwall												6											6
Runnels																1			1				1
Rusk																	1		1				1
San Jacinto																	1		1				1
Scurry																1	1		2				2
Smith														1				3		3			4
Swisher																	1		1				1
Tarrant		1		1								422				4	26		30				454
Taylor												1				1	1		2				3
Tom Green																	1		1				1
Travis		4		5																			9
Trinity														1									1
Upshur																	1		1				1
Uvalde																	1		1				1
Val Verde																	1		1				1
Victoria														1			1		1				2
Walker		1															1		1				2
Waller														1			1		1				2
Webb																	1		1				1

County	CHIKV*		DENV*		EEEV				SLEV			WNV								OTHER ARBOVIRUS		COUNTY TOTAL
	M	H	M	H	M	E	SC	H	M	SC	H	M	A	E	SC	H				M	H	
																WNF	WNND	PVD‡	TOTAL			
Wheeler																	2		2			2
Wichita												12				1	2		3			15
Williamson		1										2										3
Wise																		1				
Zavala																	1		1			1
Total Number of Reports	0	37	0	20	0	8	28	0	4	1	0	1533	14	26	1	69	174	28	243	3	0	1918

M - mosquito A-avian E-equine SC- sentinel chicken H- human

CHIKV - Chikungunya Virus

DENV - Dengue Virus

EEEV - Eastern Equine Encephalitis Virus

SLEV - Saint Louis Encephalitis Virus

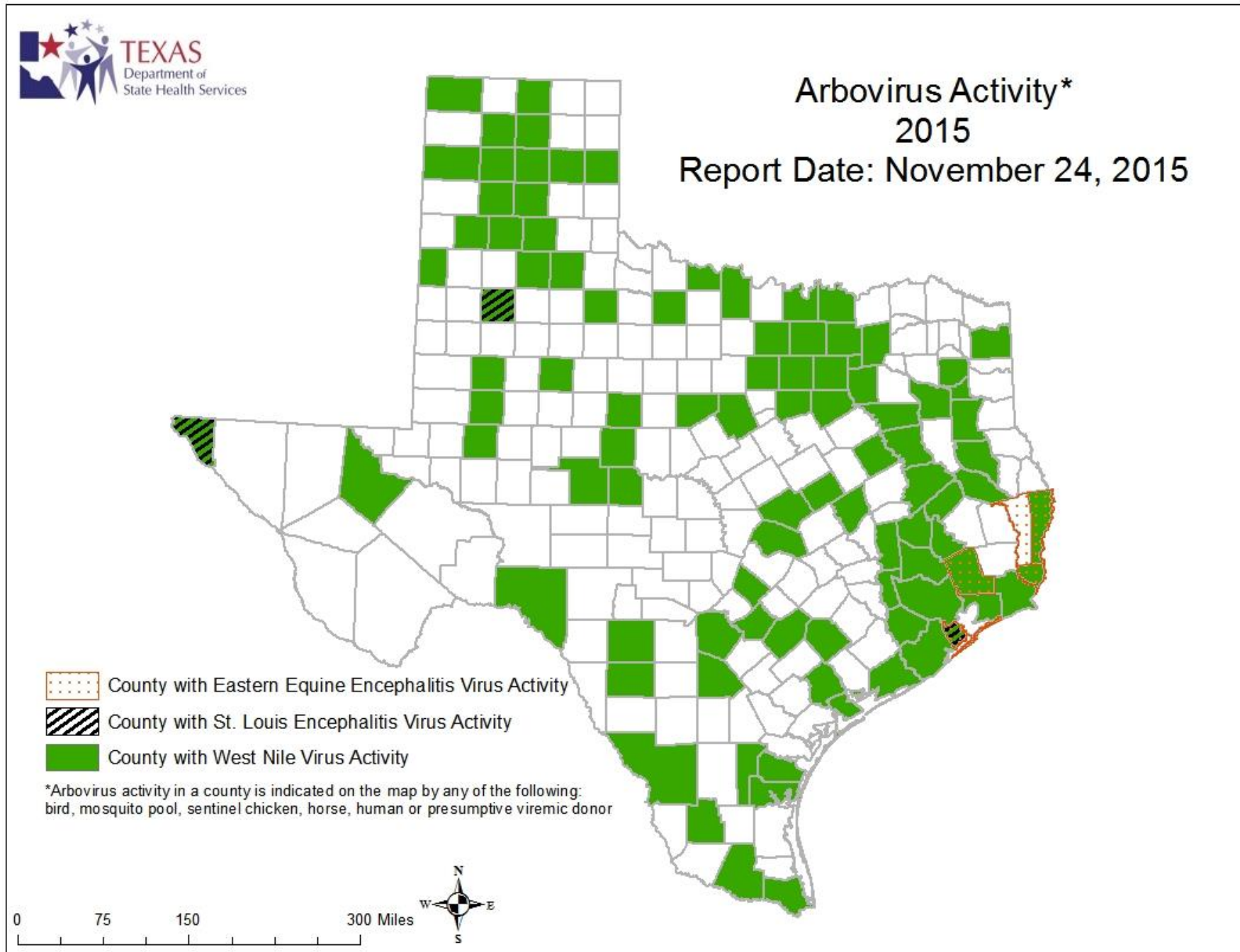
WNV - West Nile Virus

OTHER ARBOVIRUS - Tensaw, Bunyamwera or California Serogroup viruses

\*All reported cases are imported.

‡Presumptive viremic blood donors (PVDs) are not included in any of the "total columns".

Figure 1. Texas Counties Reporting any Arbovirus Activity, Weeks 1-46



A Texas map showing the names of each County is available at [www.dshs.state.tx.us/regions/stregctymap.pdf](http://www.dshs.state.tx.us/regions/stregctymap.pdf)

Figure 2. Epidemiologic Curve of Mosquito WNV Activity, 2013-2015

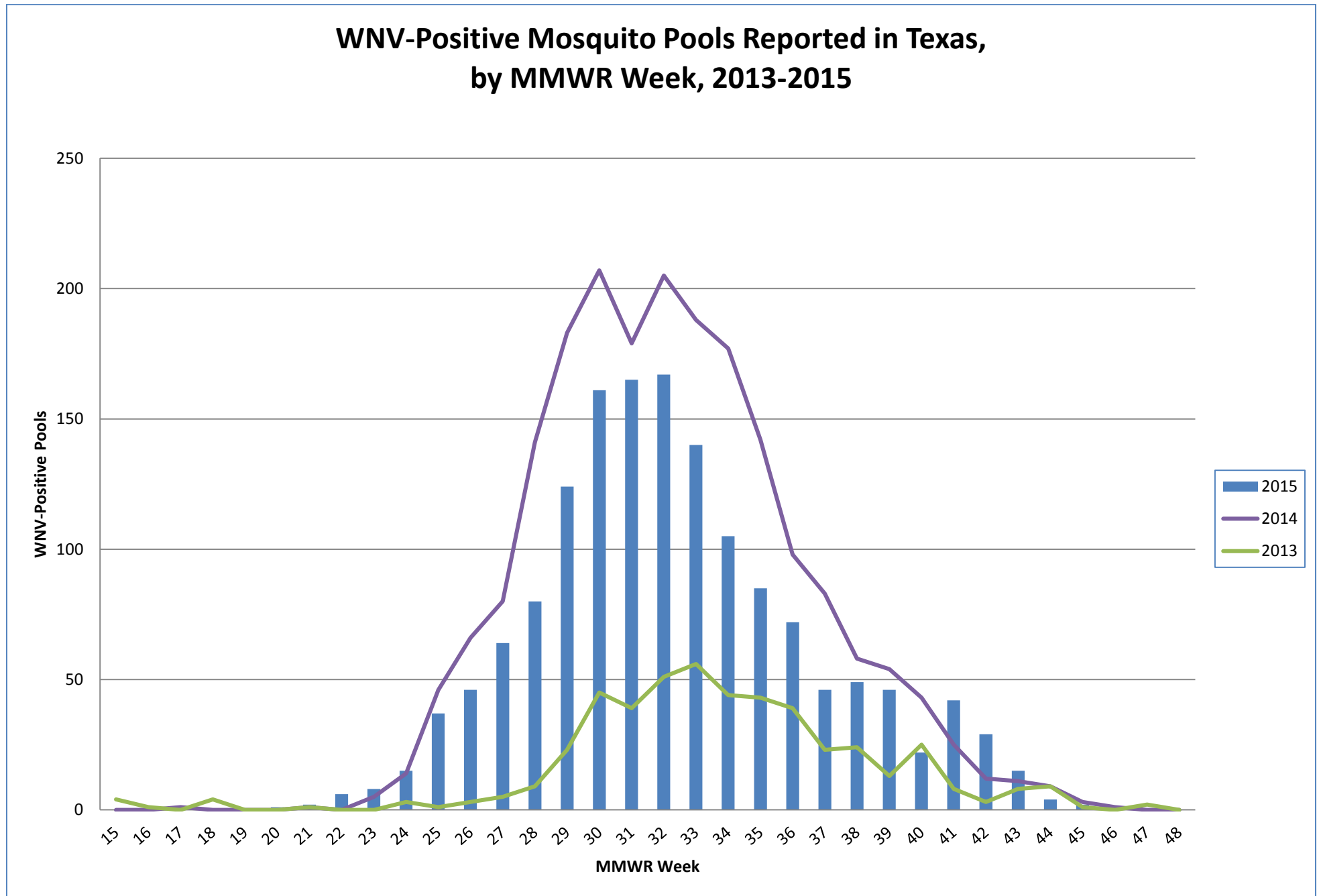
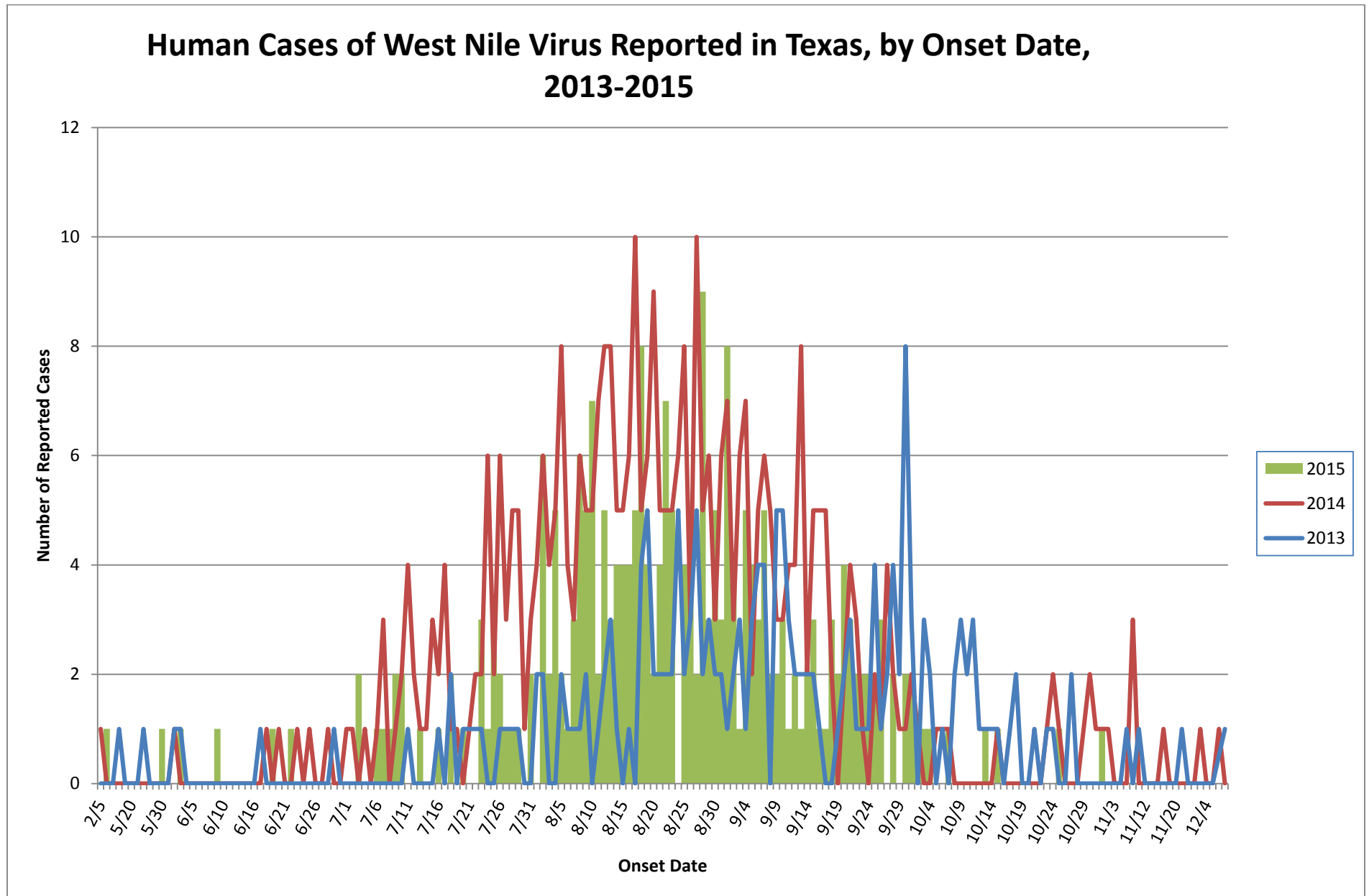




Figure 3. Epidemiologic Curve of Human WNV Activity, 2013-2015



For more detailed information about arboviruses found in Texas, please visit <http://www.dshs.state.tx.us/idcu/disease/arboviral/>.