


EMS Response to Traffic Incidents*

Texas Trends between 2019 and 2022



Between **2019** and **2022**, traffic-related responses **increased** by **12,359**.

Texas averaged **756 traffic-related responses** per day and **31 per hour**.



Drug and Alcohol Use in Traffic-Related Responses

On average, Texas recorded **7,969** indications of alcohol or drug use in traffic-related responses annually.



Drug and alcohol use in traffic-related responses **increased** by **26%**.



Response Time Disparities



In rural areas, **eight minutes** elapsed from **dispatch to arrival on scene** and **42 minutes** elapsed from **dispatch to patient arrival at destination**.



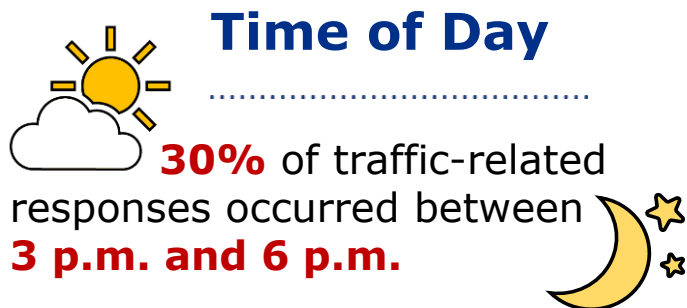
In urban areas, **six minutes** elapsed from **dispatch to arrival on scene** and **38 minutes** elapsed from **dispatch to patient arrival at destination**.




*Traffic incidents include an EMS dispatch to a traffic/transportation incident or an automated crash notification.

EMS Response to Traffic Incidents*

Texas Trends between 2019 and 2022

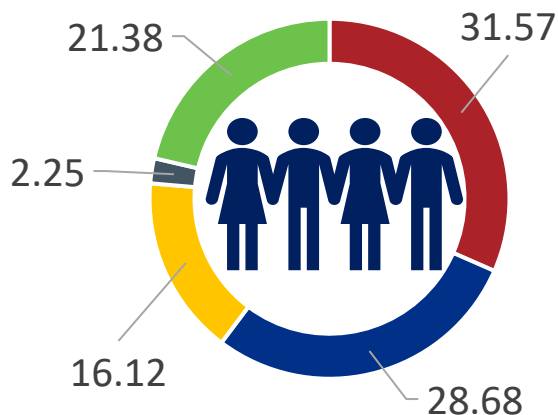


The percentage of **males and females** involved in traffic-related responses was nearly equal.*



*9% were not reported or missing.

Traffic-Related Responses by Race and Ethnicity



In **2022**, the **highest percentage** of traffic-related responses occurred among **Hispanic Latinos**, followed by **non-Hispanic whites** and **non-Hispanic Blacks**.

- Hispanic Latinos
- Non-Hispanic whites
- Non-Hispanic Blacks
- Not Recorded and missing
- Asian and Pacific Islanders and Native Americans

Traffic-Related Responses by Age

32% of traffic-related responses involved people between the **ages of 25 and 44**.



13% of traffic-related responses involved children **under 18**.



Resources

- National Highway Traffic Safety Administration [nhtsa.gov/equipment/car-seats-and-booster-seats](https://www.nhtsa.gov/equipment/car-seats-and-booster-seats)
- Texas Department of Transportation [txdot.gov/data-maps/crash-reports-records/motor-vehicle-crash-statistics/archive/2020-crash-statistics.html](https://www.txdot.gov/data-maps/crash-reports-records/motor-vehicle-crash-statistics/archive/2020-crash-statistics.html)
- Department of State Health Services Office of Injury Prevention, EMS and Trauma Registries [EMS and Trauma Registries | Texas DSHS](#)

To request a plain text version, email injury.web@dshs.texas.gov.