



Weekly Flu Surveillance Report

Week 50- December 11th- December 17th, 2022

Disclaimer

Most cases of influenza are not reportable in the state of Texas, thus the data in this report was collected from hospitals, clinics, and schools throughout the region who have agreed to voluntarily submit data.

Definitions

ILI: Influenza-Like Illness. This is an illness that resembles the flu, but has not been confirmed. **Rapid:** These tests are typically done in-house to quickly test for influenza. **PCR:** These tests are generally more precise than rapid tests and are performed at the DSHS state lab and many commercial labs to confirm a case of influenza.

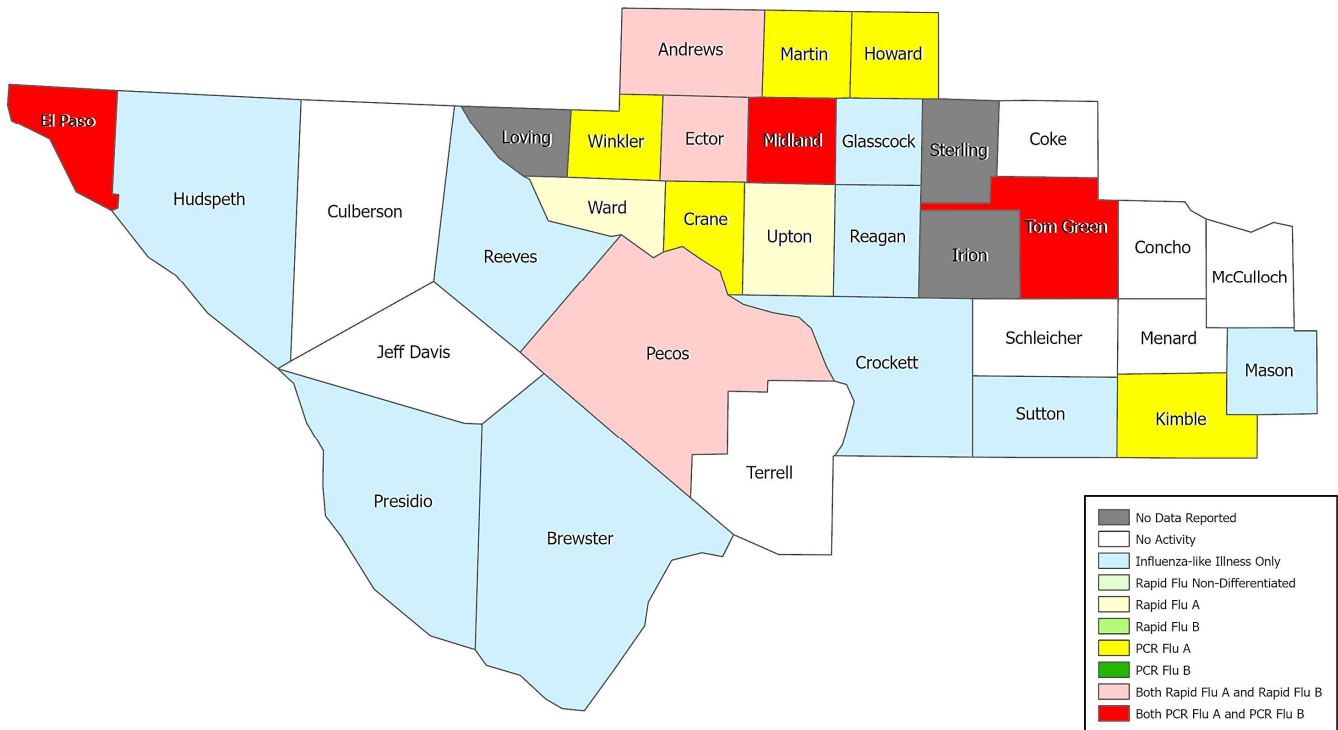
Summary Data

Condition	Week 50	Week 49	Week 48
Number of Counties Reporting (36 total)	↓ 33	35	33
Number of Counties Reporting ILI	↑ 22	20	26
Number of Counties Reporting High Levels of ILI*	↓ 10	13	21
Number of Counties Reporting Flu A	↑ 13	10	7
Number of Counties Reporting Flu B	↓ 6	7	5
Number of Counties Reporting Flu A & Flu B	↓ 6	7	5

The arrows represent changes from the previous week. A sideways arrow means there was no change in that condition.

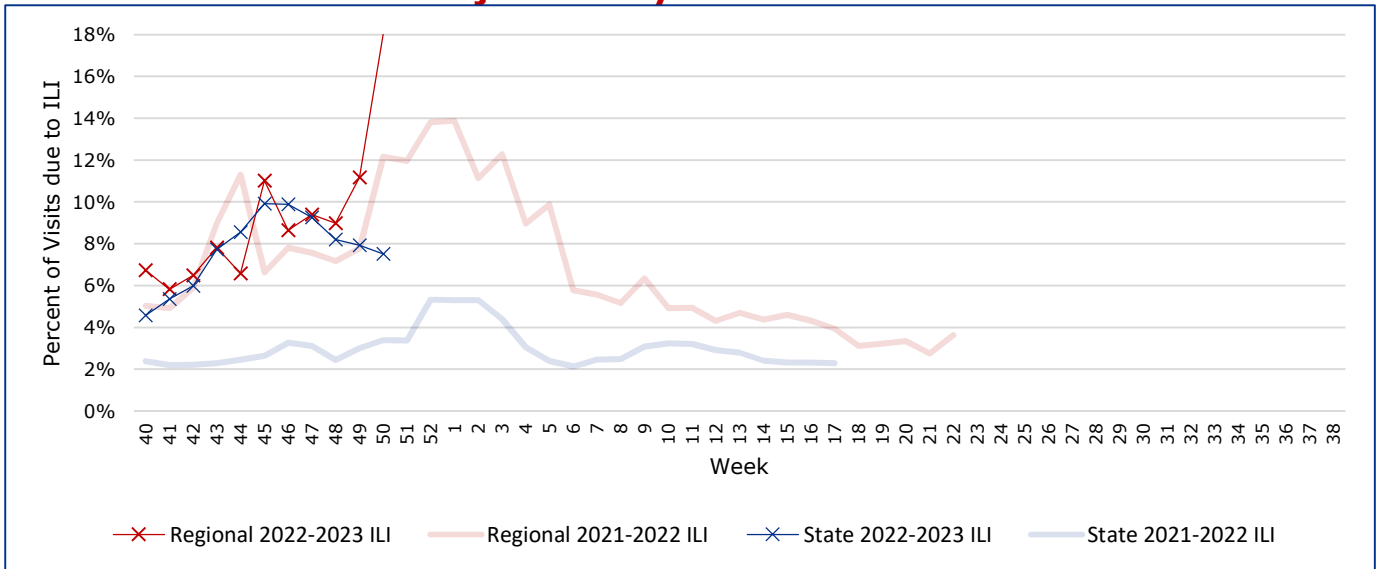
*Counties with total percent of visits due to ILI above 4.0% for the week are considered to have high/abnormal levels.

Map of Regional Flu Activity



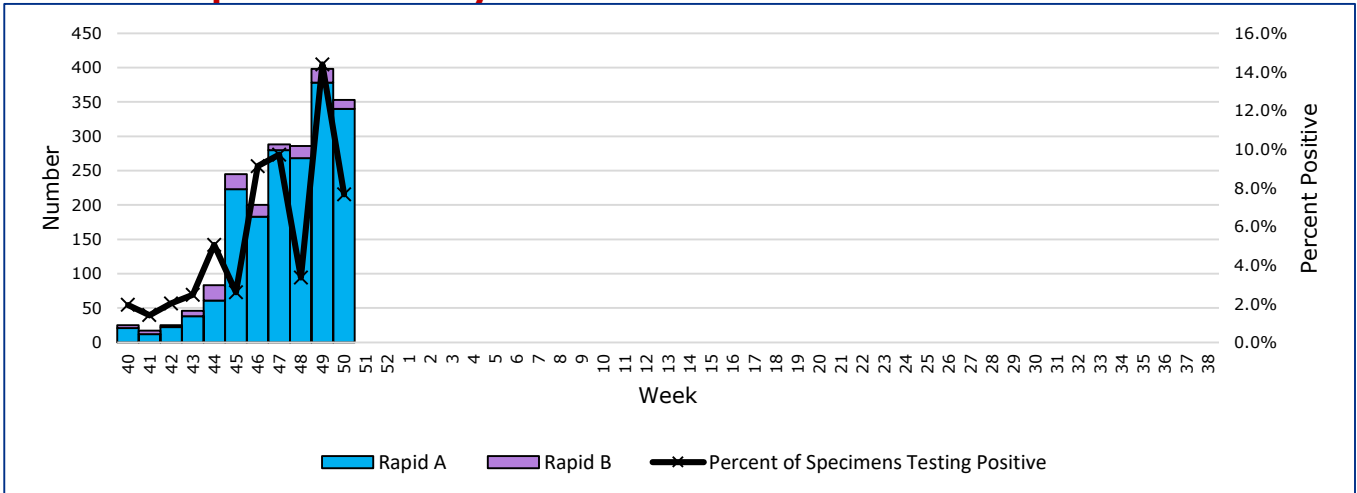
The map above depicts the previous week's reports of flu or influenza-like illness activity in each county. The legend on the bottom right of the map describes the meaning of each color.

Influenza-Like Illness Projections by Week



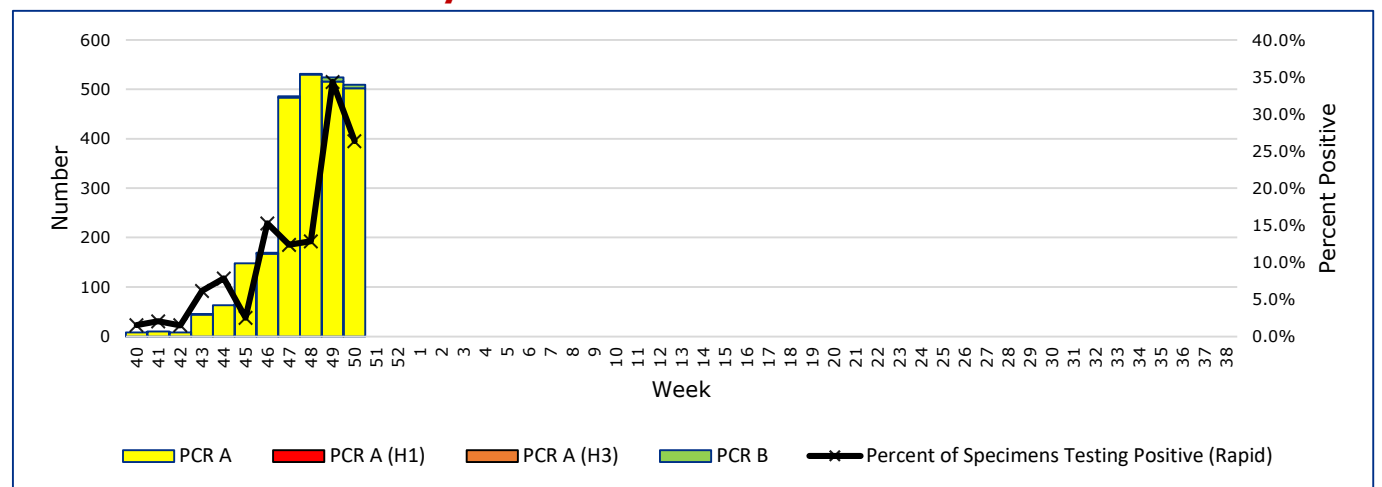
This chart documents the percentage of patient visits that were due to ILI at hospitals and clinics around the region, excluding confirmed COVID cases. It compares our region's data with the state's data and also compares to last flu season.

Positive Rapid Flu Tests by Week



This chart documents the number of rapid tests that have come back positive for flu A and flu B each week throughout the region.

Positive PCR Flu Tests by Week

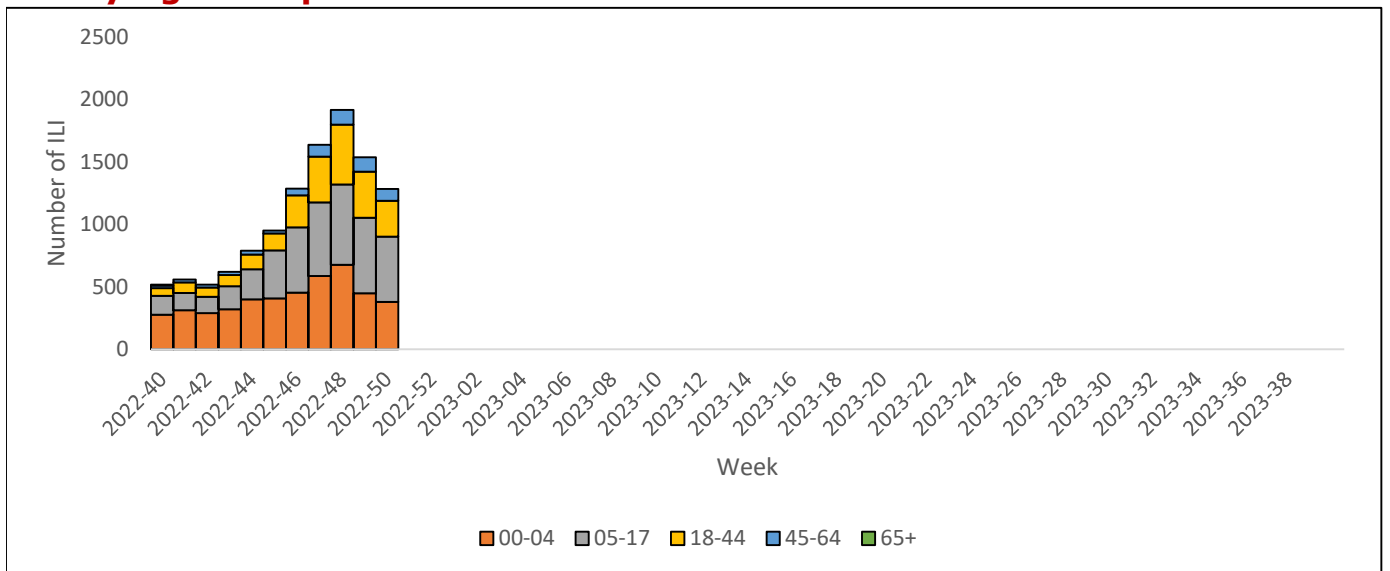


This chart documents the number of PCR tests that have come back positive for flu A and flu B each week throughout the region.

Flu Data by County

County	Week 50				Week 49				Week 48			
	Patient Visits	% with ILI	Flu A	Flu B	Patient Visits	% with ILI	Flu A	Flu B	Patient Visits	% with ILI	Flu A	Flu B
Andrews	595	20%	21	1	646	23%	55	2	562	17%	44	2
Brewster	79	0%	0	0	96	0%	0	0	71	0%	0	0
Coke	1	0%	0	0	3	0%	0	0	2	0%	0	0
Concho	31	0%	0	0	17	0%	0	0	17	0%	0	0
Crane	33	3%	1	0	45	0%	0	0	41	0%	0	0
Crockett	13	0%	0	0	5	0%	0	0	3	0%	0	0
Culberson	8	0%	0	0	8	0%	0	0	13	0%	0	0
Ector	5195	20%	191	9	6466	21%	394	10	6568	19%	370	7
El Paso	10544	0%	134	2	10989	0%	0	0	12085	0%	0	0
Glasscock	13	8%	0	0	15	13%	0	0	4	0%	0	0
Howard	324	12%	9	0	535	9%	8	1	383	0%	0	0
Hudspeth	17	0%	0	0	27	0%	0	0	30	0%	0	0
Irion	0		0	0	3	0%	0	0	0		0	0
Jeff Davis	10	0%	0	0	14	0%	0	0	13	0%	0	0
Kimble	163	23%	1	0	175	17%	2	1	156	12%	3	0
Loving	0		0	0	0		0	0	0		0	0
McCulloch	11	0%	0	0	9	0%	0	0	12	0%	0	0
Martin	273	13%	11	0	306	21%	20	1	53	0%	0	0
Mason	36	0%	0	0	44	0%	0	0	31	3%	0	0
Menard	10	0%	0	0	12	0%	0	0	12	0%	0	0
Midland	3317	21%	204	4	3497	21%	258	0	3425	21%	240	1
Pecos	2061	93%	176	2	177	0%	0	0	175	0%	0	0
Presidio	34	0%	0	0	40	0%	0	0	51	0%	0	0
Reagan	16	0%	0	0	17	0%	0	0	26	0%	0	0
Reeves	177	0%	0	0	188	0%	0	0	172	1%	0	0
Schleicher	1	0%	0	0	4	0%	0	0	4	0%	0	0
Sterling	0		0	0	2	0%	0	0	0		0	0
Sutton	18	0%	0	0	25	0%	0	0	31	0%	0	0
Terrell	3	0%	0	0	1	0%	0	0	7	0%	0	0
Tom Green	431	5%	23	2	1525	4%	82	9	1575	4%	110	7
Upton	138	31%	10	0	157	32%	8	0	171	27%	7	0
Ward	652	49%	36	0	808	34%	32	0	163	0%	0	0
Winkler	328	30%	20	0	374	36%	34	4	434	32%	23	2
Total	24872	19.1%	837	20	26597	11.7%	893	28	26619	9.3%	797	19

ILI by Age Group



This chart documents the number of ILI admissions in hospitals around the region by age group from syndromic surveillance data. It excludes ILI with a confirmed COVID-19 discharge diagnosis.

Influenza in Schools*

There are 6 regional schools reporting influenza cases for Week 50, and 7 regional schools reporting respiratory illnesses in students and staff.

***data is currently limited to schools that are not covered by local health departments**

Flu-Associated Pediatric Deaths & Outbreaks

No flu-associated pediatric deaths have been reported in PHR 9/10 this flu season. In PHR 9/10, no flu outbreaks have been reported for Week 50.

For a more comprehensive look at respiratory illnesses circulating throughout Texas, please visit: <https://www.dshs.texas.gov/2022-2023-texas-influenza-surveillance-activity> and select the "Current Extended Flu Activity Report"