



Weekly Flu Surveillance Report

Week 48 - November 26th-December 2nd, 2023

Disclaimer

Most cases of influenza are not reportable in the state of Texas, thus the data in this report was collected from hospitals, clinics, and schools throughout the region who have agreed to voluntarily submit data.

Definitions

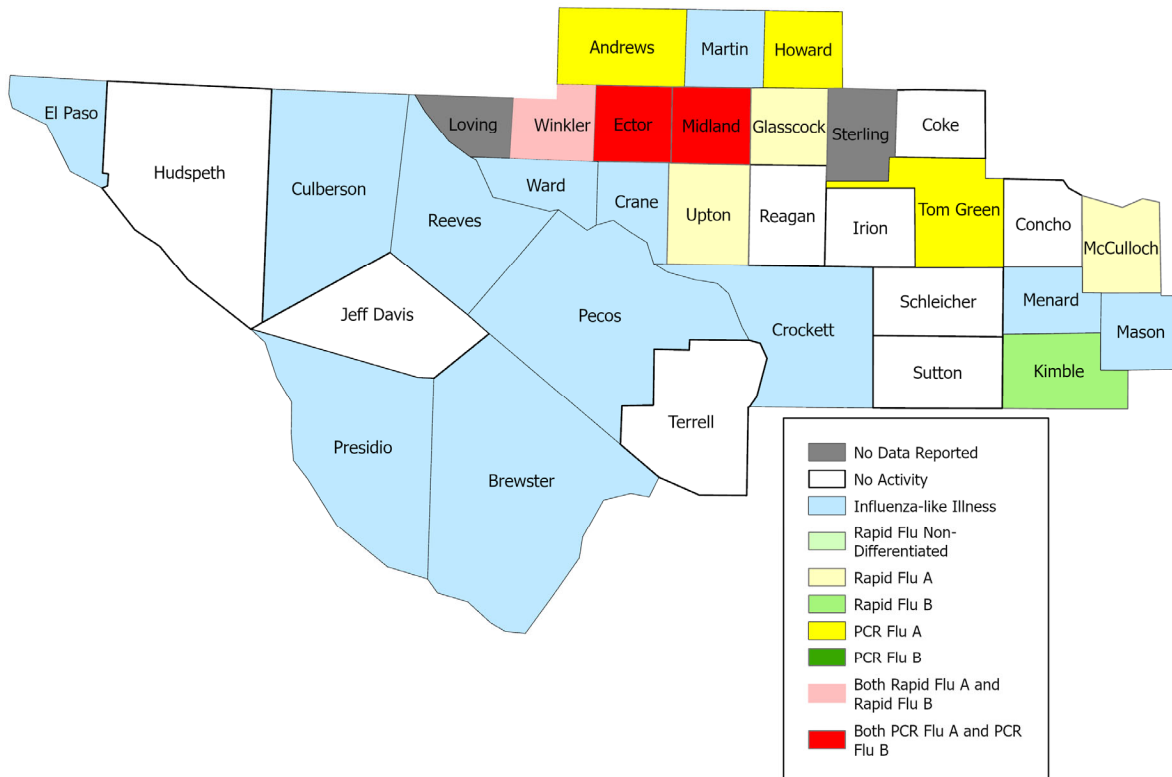
ILI: Influenza-Like Illness. This is an illness that resembles the flu, but has not been confirmed. **Rapid:** These tests are typically done in-house to quickly test for influenza. **PCR:** These tests are generally more precise than rapid tests and are performed at the DSHS state lab and many commercial labs to confirm a case of influenza.

Summary Data

Condition	Week 48	Week 47	Week 46
Number of Counties Reporting (36 total)	→ 34	34	34
Number of Counties Reporting ILI	↑ 21	19	20
Number of Counties Reporting High Levels of ILI*	↑ 13	9	9
Number of Counties Reporting Flu A	↑ 9	6	7
Number of Counties Reporting Flu B	↓ 4	7	5
Number of Counties Reporting Flu A & Flu B	→ 3	3	4

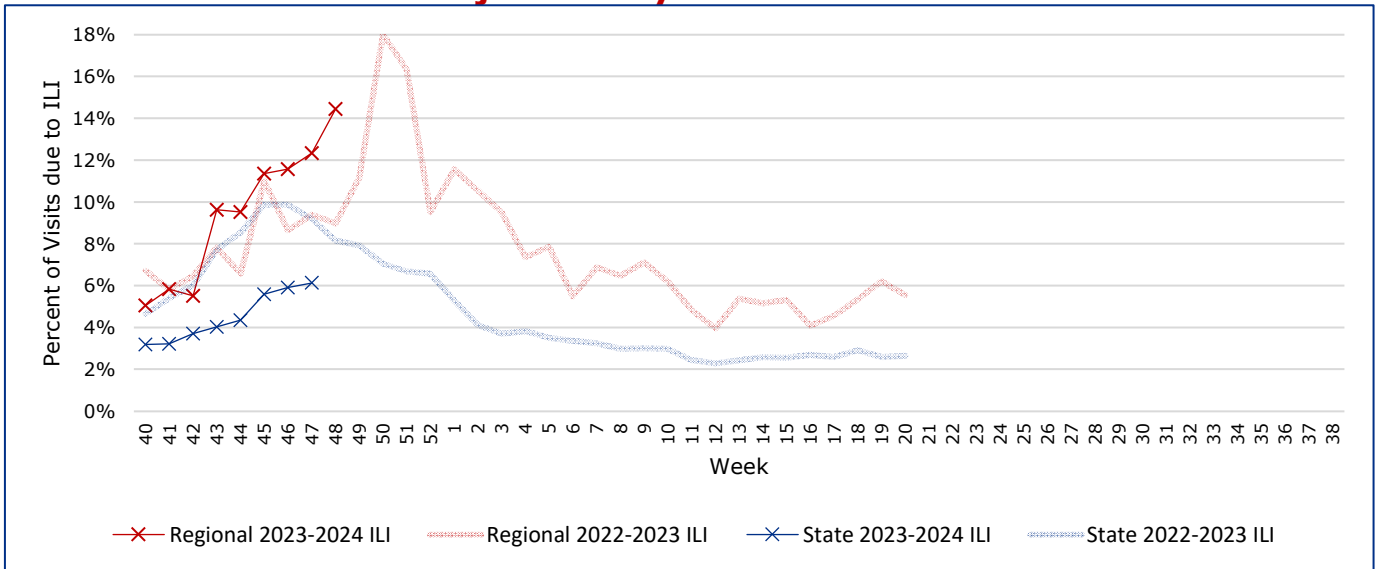
The arrows represent changes from the previous week. A sideways arrow means there was no change in that condition. *Counties with total percent of visits due to ILI above 4.0% for the week are considered to have high/abnormal levels.

Map of Regional Flu Activity



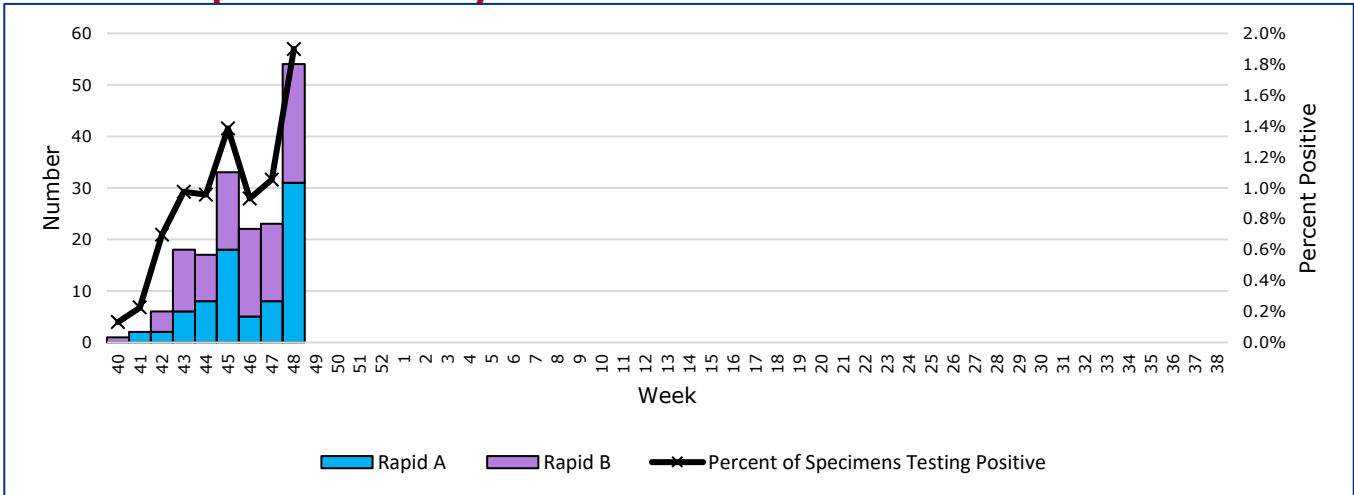
The map above depicts the previous week's reports of flu or influenza-like illness activity in each county. The legend on the bottom right of the map describes the meaning of each color.

Influenza-Like Illness Projections by Week



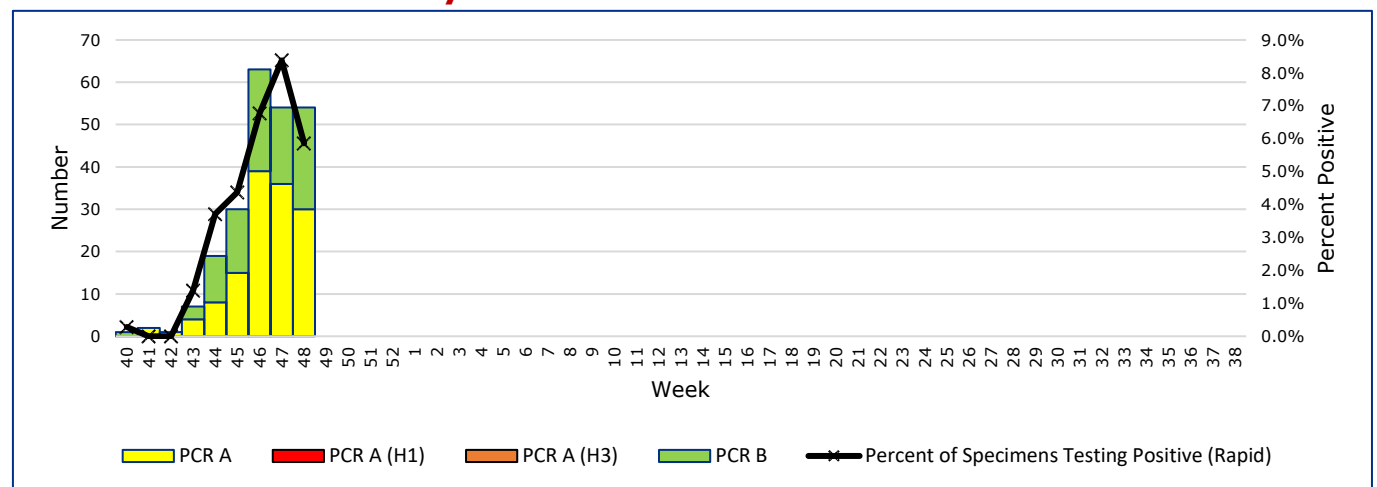
This chart documents the percentage of patient visits that were due to ILI at hospitals and clinics around the region, excluding confirmed COVID cases. It compares our region's data with the state's data and also compares to last flu season.

Positive Rapid Flu Tests by Week



This chart documents the number of rapid tests that have come back positive for flu A and flu B each week throughout the region.

Positive PCR Flu Tests by Week

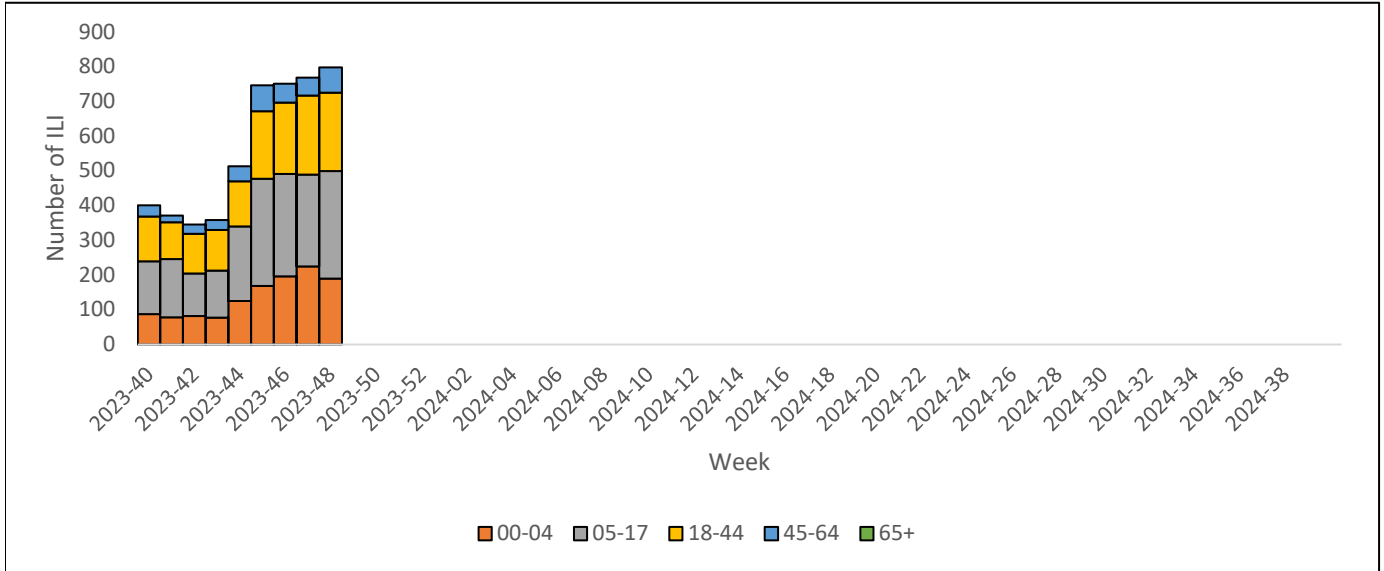


This chart documents the number of PCR tests that have come back positive for flu A and flu B each week throughout the region.

Flu Data by County

County	Week 48				Week 47				Week 46			
	Patient Visits	% with ILI	Flu A	Flu B	Patient Visits	% with ILI	Flu A	Flu B	Patient Visits	% with ILI	Flu A	Flu B
Andrews	650	13%	3	0	429	16%	2	0	658	12%	0	1
Borden	3	0%	0	0	4	0%	0	0	1	0%	0	0
Brewster	87	0%	0	0	68	0%	0	0	64	0%	0	0
Coke	3	0%	0	0	2	0%	0	0	2	0%	0	0
Concho	19	0%	0	0	25	0%	0	0	21	0%	0	0
Crane	33	0%	0	0	24	0%	0	0	49	0%	0	0
Crockett	9	0%	0	0	11	0%	0	0	10	0%	0	0
Culberson	6	0%	0	0	14	0%	0	0	7	0%	0	0
Dawson	153	0%	0	0	146	0%	0	0	173	0%	0	0
Ector	5900	30%	20	23	4854	30%	9	14	5728	25%	15	17
El Paso	7182	0%	0	0	6376	0%	0	0	7131	0%	0	0
Gaines	145	0%	0	0	118	0%	0	0	163	0%	0	0
Glasscock	10	10%	1	0	5	0%	0	0	8	0%	0	0
Howard	514	1%	1	0	384	2%	0	0	439	3%	1	0
Hudspeth	19	0%	0	0	11	0%	0	0	26	0%	0	0
Irion	2	0%	0	0	0		0	0	0		0	0
Jeff Davis	13	0%	0	0	15	0%	0	0	16	0%	0	0
Kimble	139	10%	0	1	270	6%	0	3	349	1%	0	0
Loving	0		0	0	0		0	0	3	0%	0	0
McCulloch	87	80%	4	0	13	0%	1	0	25	0%	1	0
Martin	241	4%	0	0	221	6%	0	0	278	8%	4	0
Mason	36	0%	0	0	137	0%	0	1	205	0%	0	0
Menard	12	0%	0	0	46	0%	0	1	93	0%	0	0
Midland	3441	15%	21	19	2803	15%	28	11	3066	16%	18	20
Pecos	142	0%	0	0	127	0%	0	0	145	0%	0	0
Presidio	37	0%	0	0	43	0%	0	0	33	0%	0	0
Reagan	15	0%	0	0	22	0%	0	0	11	0%	0	0
Reeves	187	0%	0	0	183	0%	0	0	184	0%	0	0
Schleicher	1	0%	0	0	5	0%	0	0	3	0%	0	0
Sterling	0		0	0	2	0%	0	0	0		0	0
Sutton	20	0%	0	0	23	0%	0	0	19	0%	0	0
Terrell	4	0%	0	0	3	0%	0	0	2	0%	0	0
Tom Green	430	3%	3	0	1280	4%	3	2	1336	3%	4	1
Upton	110	18%	1	0	65	6%	0	0	108	8%	0	0
Ward	729	39%	0	0	505	32%	1	0	678	38%	0	0
Winkler	477	25%	7	4	309	17%	0	1	519	16%	1	2
Total	20856	14.4%	61	47	18543	12.1%	44	33	21553	11.4%	44	41

ILI by Age Group



This chart documents the number of ILI admissions in hospitals around the region by age group from syndromic surveillance data. It excludes ILI with a confirmed COVID-19 discharge diagnosis.

Flu-Associated Pediatric Deaths & Outbreaks

No flu-associated pediatric deaths have been reported in PHR 9/10 this flu season. In PHR 9/10, no flu outbreaks have been reported for Week 48.

For a more comprehensive look at respiratory illnesses circulating throughout Texas, please visit: <https://www.dshs.texas.gov/influenza-flu-provider-information/influenza-flu-surveillance/2023-2024-texas-influenza-surveillance-activity> and select the "Current Flu Activity Report"