



Weekly Flu Surveillance Report

Week 49 - December 3rd-December 9th, 2023

Disclaimer

Most cases of influenza are not reportable in the state of Texas, thus the data in this report was collected from hospitals, clinics, and schools throughout the region who have agreed to voluntarily submit data.

Definitions

ILI: Influenza-Like Illness. This is an illness that resembles the flu, but has not been confirmed. **Rapid:** These tests are typically done in-house to quickly test for influenza. **PCR:** These tests are generally more precise than rapid tests and are performed at the DSHS state lab and many commercial labs to confirm a case of influenza.

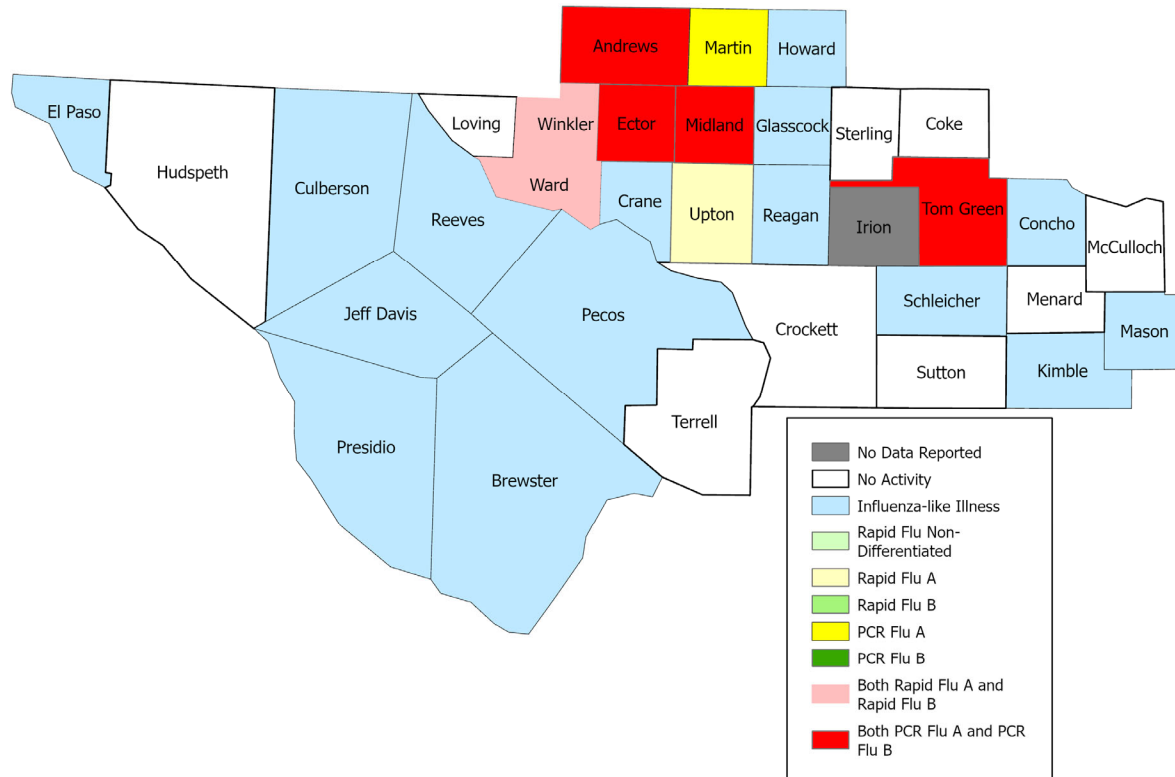
Summary Data

Condition	Week 49	Week 48	Week 47
Number of Counties Reporting (36 total)	↑ 35	34	34
Number of Counties Reporting ILI	↓ 18	21	19
Number of Counties Reporting High Levels of ILI*	↓ 8	13	9
Number of Counties Reporting Flu A	↓ 8	9	6
Number of Counties Reporting Flu B	↑ 6	4	7
Number of Counties Reporting Flu A & Flu B	↑ 6	3	3

The arrows represent changes from the previous week. A sideways arrow means there was no change in that condition.

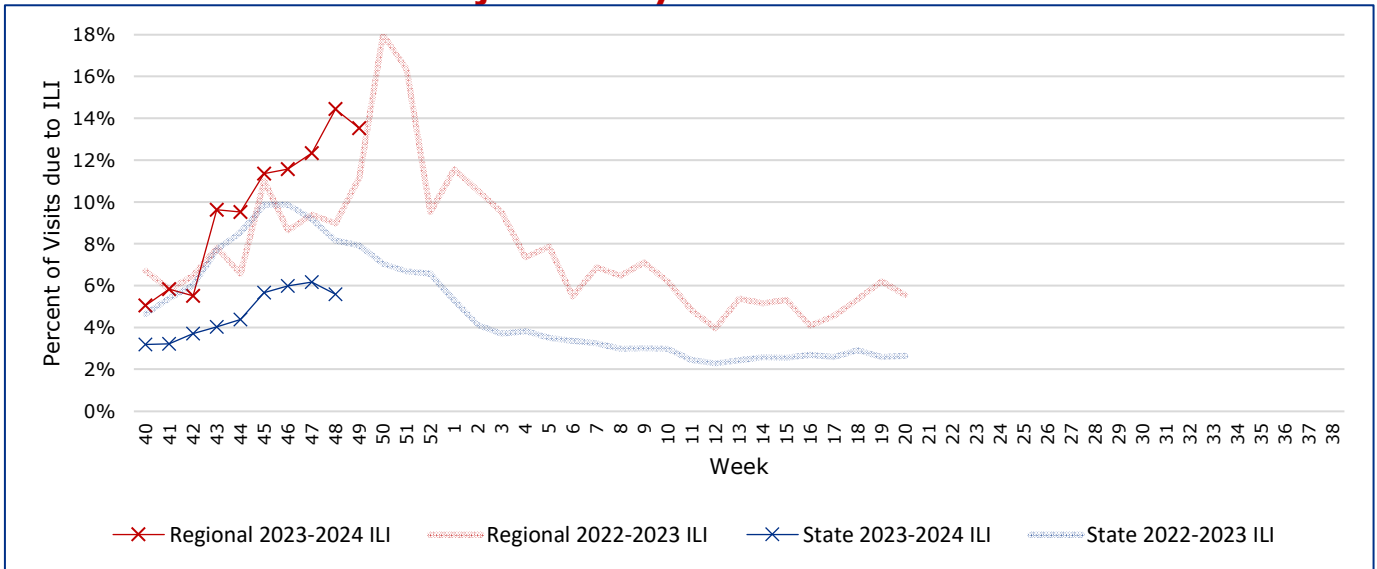
*Counties with total percent of visits due to ILI above 4.0% for the week are considered to have high/abnormal levels.

Map of Regional Flu Activity



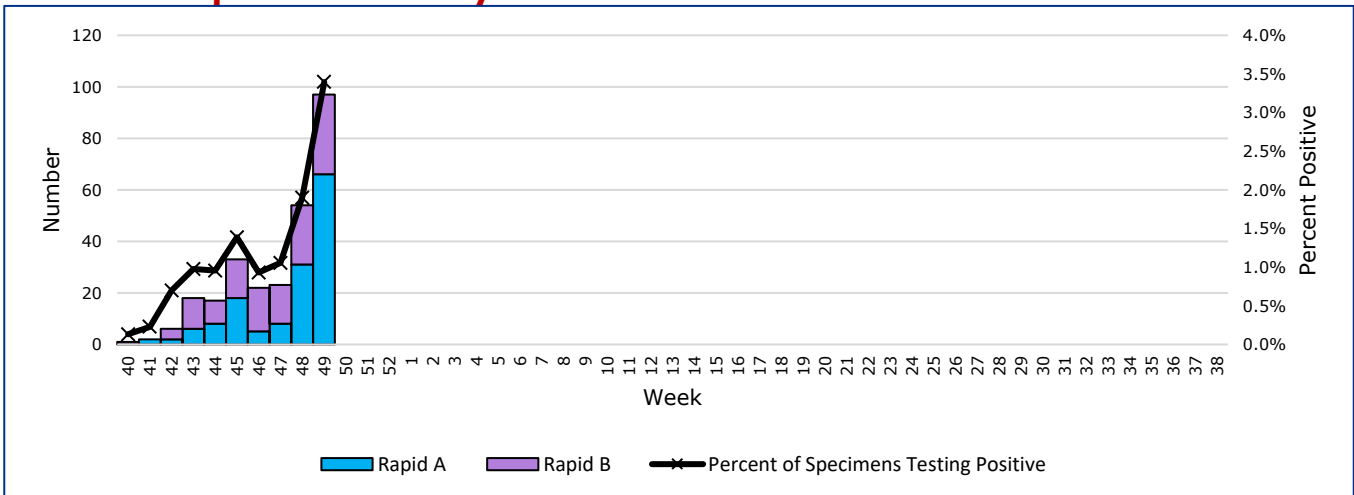
The map above depicts the previous week's reports of flu or influenza-like illness activity in each county. The legend on the bottom right of the map describes the meaning of each color.

Influenza-Like Illness Projections by Week



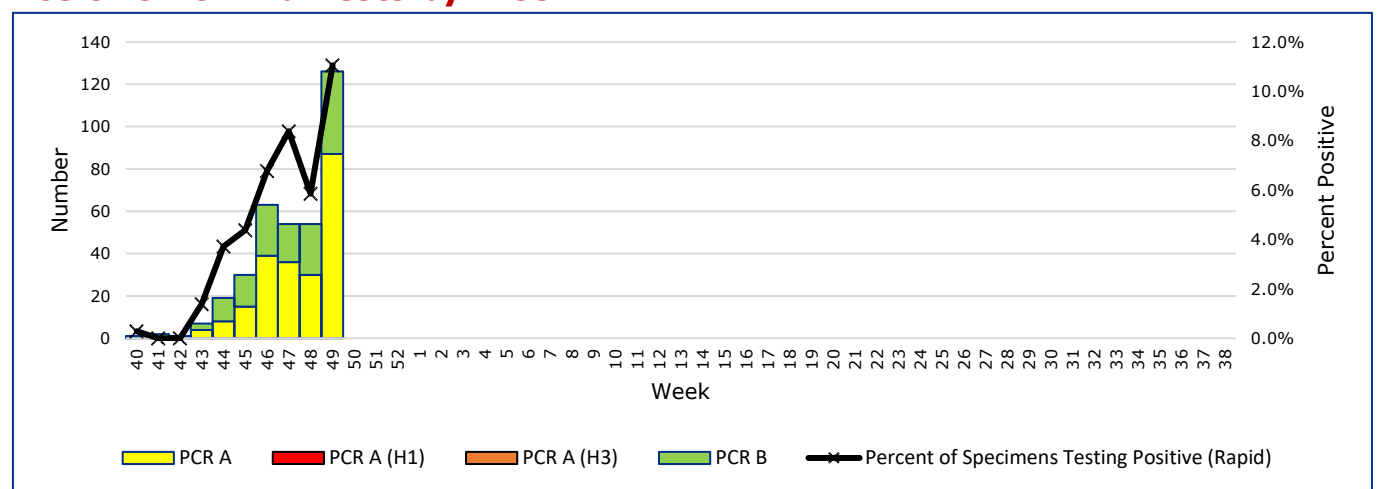
This chart documents the percentage of patient visits that were due to ILI at hospitals and clinics around the region, excluding confirmed COVID cases. It compares our region's data with the state's data and also compares to last flu season.

Positive Rapid Flu Tests by Week



This chart documents the number of rapid tests that have come back positive for flu A and flu B each week throughout the region.

Positive PCR Flu Tests by Week

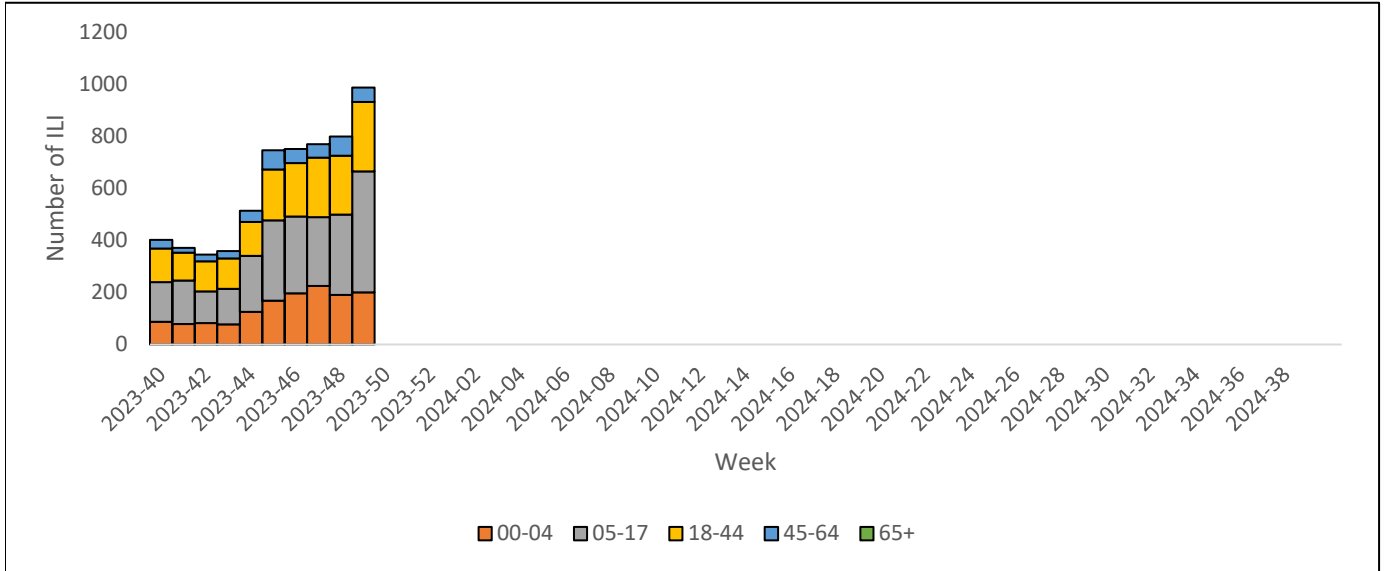


This chart documents the number of PCR tests that have come back positive for flu A and flu B each week throughout the region.

Flu Data by County

County	Week 49				Week 48				Week 47			
	Patient Visits	% with ILI	Flu A	Flu B	Patient Visits	% with ILI	Flu A	Flu B	Patient Visits	% with ILI	Flu A	Flu B
Andrews	676	14%	10	2	650	13%	3	0	429	16%	2	0
Borden	4	0%	0	0	3	0%	0	0	4	0%	0	0
Brewster	65	0%	0	0	87	0%	0	0	68	0%	0	0
Coke	5	0%	0	0	3	0%	0	0	2	0%	0	0
Concho	21	0%	0	0	19	0%	0	0	25	0%	0	0
Crane	30	0%	0	0	33	0%	0	0	24	0%	0	0
Crockett	7	0%	0	0	9	0%	0	0	11	0%	0	0
Culberson	8	0%	0	0	6	0%	0	0	14	0%	0	0
Dawson	164	0%	0	0	153	0%	0	0	146	0%	0	0
Ector	6132	31%	66	40	5900	30%	20	23	4854	30%	9	14
El Paso	7535	0%	0	0	7182	0%	0	0	6376	0%	0	0
Gaines	145	0%	0	0	145	0%	0	0	118	0%	0	0
Glasscock	23	13%	0	0	10	10%	1	0	5	0%	0	0
Howard	519	4%	0	0	514	1%	1	0	384	2%	0	0
Hudspeth	11	0%	0	0	19	0%	0	0	11	0%	0	0
Irion	0		0	0	2	0%	0	0	0		0	0
Jeff Davis	16	0%	0	0	13	0%	0	0	15	0%	0	0
Kimble	259	9%	0	0	139	10%	0	1	270	6%	0	3
Loving	2	0%	0	0	0		0	0	0		0	0
McCulloch	22	0%	0	0	87	80%	4	0	13	0%	1	0
Martin	216	11%	1	0	241	4%	0	0	221	6%	0	0
Mason	35	0%	0	0	36	0%	0	0	137	0%	0	1
Menard	10	0%	0	0	12	0%	0	0	46	0%	0	1
Midland	3312	16%	39	19	3441	15%	21	19	2803	15%	28	11
Pecos	149	0%	0	0	142	0%	0	0	127	0%	0	0
Presidio	32	0%	0	0	37	0%	0	0	43	0%	0	0
Reagan	29	0%	0	0	15	0%	0	0	22	0%	0	0
Reeves	173	0%	0	0	187	0%	0	0	183	0%	0	0
Schleicher	1	0%	0	0	1	0%	0	0	5	0%	0	0
Sterling	1	0%	0	0	0		0	0	2	0%	0	0
Sutton	23	0%	0	0	20	0%	0	0	23	0%	0	0
Terrell	6	0%	0	0	4	0%	0	0	3	0%	0	0
Tom Green	1468	3%	20	6	430	3%	3	0	1280	4%	3	2
Upton	107	21%	5	0	110	18%	1	0	65	6%	0	0
Ward	621	31%	3	1	729	39%	0	0	505	32%	1	0
Winkler	441	20%	9	2	477	25%	7	4	309	17%	0	1
Total	22268	13.8%	153	70	20856	14.4%	61	47	18543	12.1%	44	33

ILI by Age Group



This chart documents the number of ILI admissions in hospitals around the region by age group from syndromic surveillance data. It excludes ILI with a confirmed COVID-19 discharge diagnosis.

Flu-Associated Pediatric Deaths & Outbreaks

No flu-associated pediatric deaths have been reported in PHR 9/10 this flu season. In PHR 9/10, no flu outbreaks have been reported for Week 49.

For a more comprehensive look at respiratory illnesses circulating throughout Texas, please visit: <https://www.dshs.texas.gov/influenza-flu-provider-information/influenza-flu-surveillance/2023-2024-texas-influenza-surveillance-activity> and select the "Current Flu Activity Report"