



DSHS Arbovirus Activity Report
Week #31 (ending August 8, 2015)
Report Date: August 11, 2015

Table 1. Arbovirus Activity Summary, Texas, Weeks 1-31

Disease	Positive Mosquito Pools	Avian	Equine	Sentinel Chicken	Human						TOTAL
					Febrile Illness	Neurologic Illness	Hemorrhagic Fever	TOTAL (HUMAN)	Deaths	PVD‡	
CHIKV					14			14			14
DENV					9			9			9
EEEV			6	16				0			22
SLEV	2			1				0			3
WNV	643	4	2		3	14		17	1	9	666
OTHER ARBOVIRUS*	1										1
TOTAL REPORTS	646	4	8	17	26	14	0	40	1	9	715

CHIKV - Chikungunya Virus

DENV - Dengue Virus

EEEV - Eastern Equine Encephalitis Virus

SLEV - Saint Louis Encephalitis Virus

WNV - West Nile Virus

*Other Arbovirus - Tensaw virus

‡PVD - Presumptive viremic blood donors are people who had no symptoms at the time of donating blood through a blood collection agency, but whose blood tested positive when screened for the presence of WNV. Unless they meet the case reporting criteria, they are not counted as a case for official reporting purposes and are not included in the "total reports" column.

Table 2. Arbovirus Activity by County, Weeks 1-31

County	CHIKV*		DENV*		EEEV				SLEV			WNV							OTHER ARBOVIRUS		COUNTY TOTAL		
	M	H	M	H	M	E	SC	H	M	SC	H	M	A	E	SC	H				M		H	
																WNF	WNND	PVD‡	TOTAL				
Anderson																	1	1	1			1	
Atascosa														1									1
Bastrop				1																			1
Bexar												7											7
Collin												4											4
Cooke												4											4
Dallas		3		1								168					1	1	1	2			174
Dawson																		1		1			1
Denton												17											17
El Paso		1		1					2			3						2		2			9
Fort Bend		1										6											7
Galveston							16			1											1		18
Gonzales																		1		1			1
Harris		3		3								255	4					3	5	3			268
Henderson		1																					1
Hidalgo		1																					1
Houston															1								1
Jasper						2																	2
Jefferson												2											2
Johnson												12						1		1			13
Kaufman																	1			1			1
Kleberg																		1		1			1
Liberty						1																	1
Lubbock												2							1		1		3

County	CHIKV*		DENV*		EEEV				SLEV			WNV								OTHER ARBOVIRUS		COUNTY TOTAL
	M	H	M	H	M	E	SC	H	M	SC	H	M	A	E	SC	H				M	H	
																WNF	WNND	PVD‡	TOTAL			
Montgomery												24				1			1			25
Newton						2																2
Orange						1																1
Potter																		1				
Randall				1																		1
Reeves																		1				
Rockwall												1										1
Tarrant		1		1								133					1		1			136
Travis		2		1																		3
Walker		1																				1
Wichita												5										5
Zavala																	1		1			1
Total Number of Reports	0	14	0	9	0	6	16	0	2	1	0	643	4	2	0	3	14	9	17	1	0	715

M - mosquito A-avian E-equine SC- sentinel chicken H- human

CHIKV - Chikungunya Virus

DENV - Dengue Virus

EEEV - Eastern Equine Encephalitis Virus

SLEV - Saint Louis Encephalitis Virus

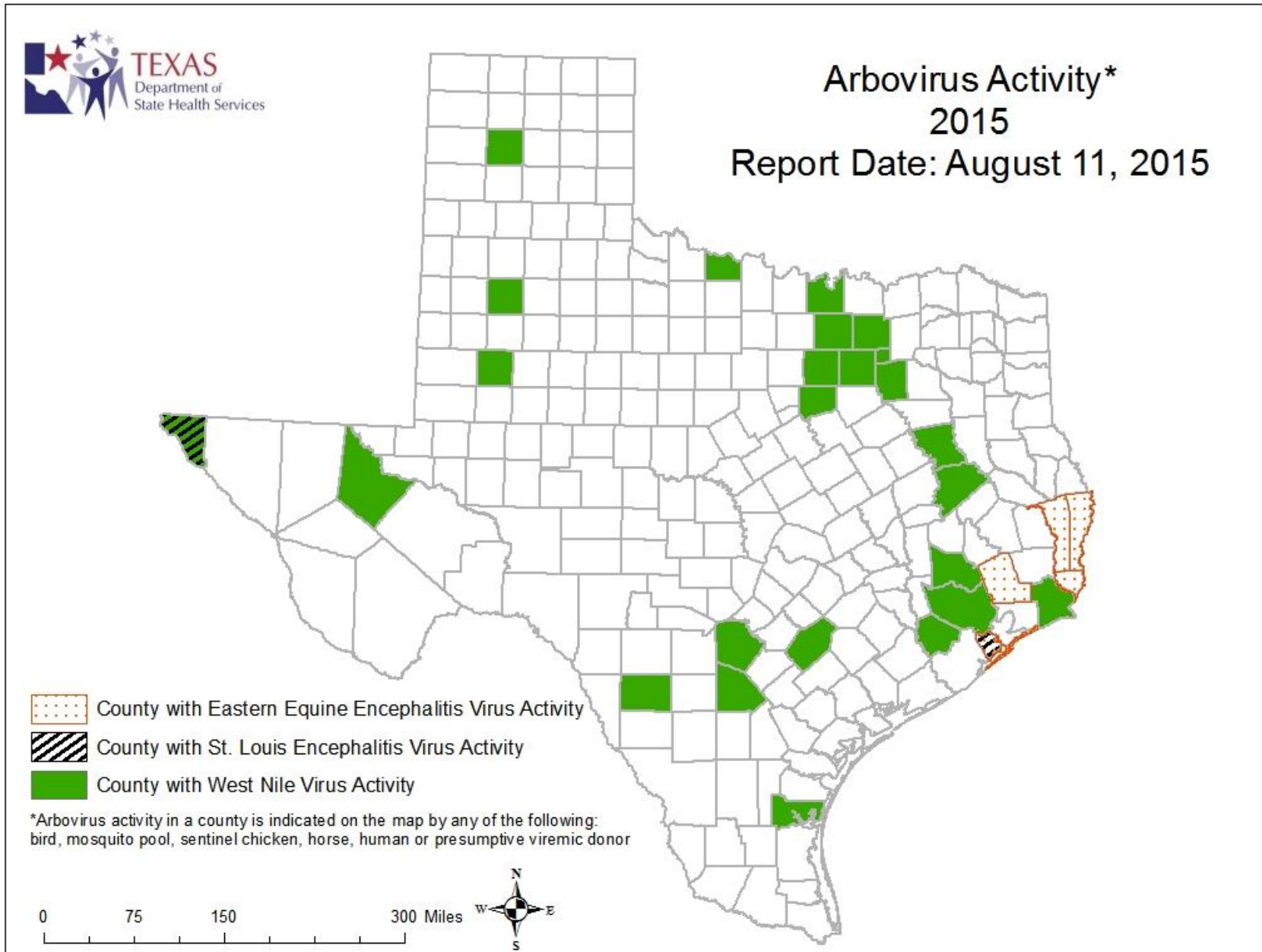
WNV - West Nile Virus

OTHER ARBOVIRUS - Tensaw virus

*All reported cases are imported.

‡Presumptive viremic blood donors (PVDs) are not included in any of the "total columns".

Figure 1. Texas Counties Reporting any Arbovirus Activity, Weeks 1-31



A Texas map showing the names of each County is available at www.dshs.state.tx.us/regions/stregctymap.pdf.

Figure 2. Epidemiologic Curve of Mosquito WNV Activity, 2013-2015

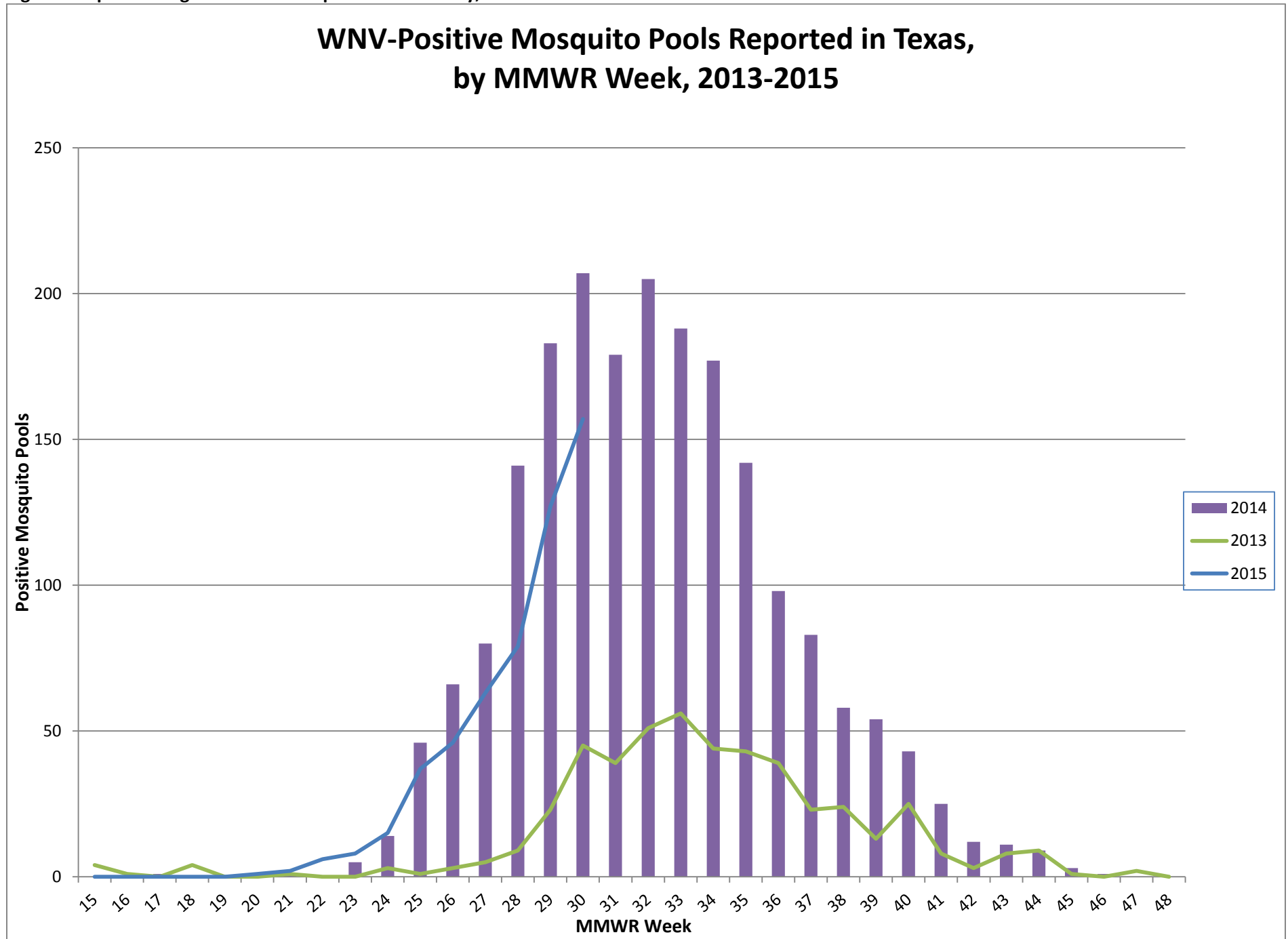
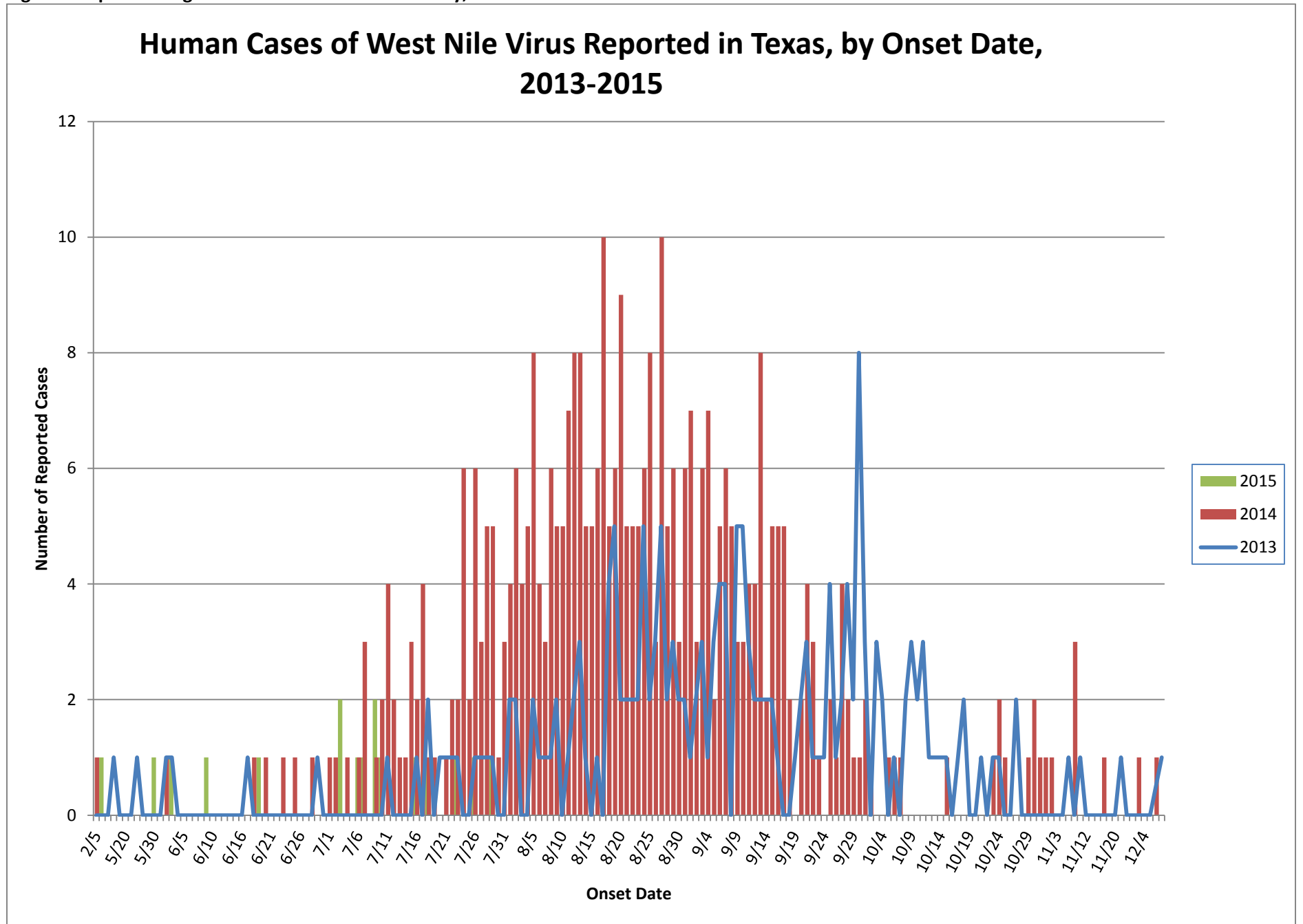


Figure 3. Epidemiologic Curve of Human WNV Activity, 2013-2015



For more detailed information about arboviruses found in Texas, please visit <http://www.dshs.state.tx.us/idcu/disease/arboviral/>.