



DSHS Arbovirus Activity Report
Week #32 (ending August 15, 2015)
Report Date: August 18, 2015

Table 1. Arbovirus Activity Summary, Texas, Weeks 1-32

Disease	Positive Mosquito Pools	Avian	Equine	Sentinel Chicken	Human						TOTAL
					Febrile Illness	Neurologic Illness	Hemorrhagic Fever	TOTAL (HUMAN)	Deaths	PVD‡	
CHIKV					19			19			19
DENV					9			9			9
EEEV			7	16				0			23
SLEV	2			1				0			3
WNV	798	6	3		6	21		27	2	9	834
OTHER ARBOVIRUS*	1										1
TOTAL REPORTS	801	6	10	17	34	21	0	55	2	9	889

CHIKV - Chikungunya Virus

DENV - Dengue Virus

EEEV - Eastern Equine Encephalitis Virus

SLEV - Saint Louis Encephalitis Virus

WNV - West Nile Virus

*Other Arbovirus - Tensaw virus

‡PVD - Presumptive viremic blood donors are people who had no symptoms at the time of donating blood through a blood collection agency, but whose blood tested positive when screened for the presence of WNV. Unless they meet the case reporting criteria, they are not counted as a case for official reporting purposes and are not included in the "total reports" column.

Table 2. Arbovirus Activity by County, Weeks 1-32

County	CHIKV*		DENV*		EEEV				SLEV			WNV								OTHER ARBOVIRUS		COUNTY TOTAL	
	M	H	M	H	M	E	SC	H	M	SC	H	M	A	E	SC	H				M	H		
																WNF	WNND	PVD‡	TOTAL				
Anderson																		1	1	1			1
Atascosa														1									1
Bastrop				1																			1
Bexar		1										7											8
Collin		2										5											7
Cooke												7											7
Dallas		4		1								210					1	2	1	3			218
Dawson																		1		1			1
Denton												20											20
El Paso		1		1					2			3					1	4		5			12
Fort Bend		1										6											7
Galveston							16				1										1		18
Gonzales																		1		1			1
Harris		3		3								300	6					5	5	5			317
Henderson		1																					1
Hidalgo		1																					1
Houston														1									1
Hunt												2											2
Jasper						2																	2
Jefferson												2											2
Johnson												16						1		1			17
Kaufman																	1			1			1
Kleberg																		1		1			1
Liberty						2								1									3
Lubbock												2							1		1		3
Montgomery												29					1			1			30

County	CHIKV*		DENV*		EEEV				SLEV			WNV								OTHER ARBOVIRUS		COUNTY TOTAL		
	M	H	M	H	M	E	SC	H	M	SC	H	M	A	E	SC	H				M	H			
																WNF	WNND	PVD‡	TOTAL					
Newton						2																		2
Orange						1																		1
Potter																		1						
Randall				1																				1
Reeves																		1						
Runnels																1							1	1
Rockwall												1												1
Tarrant		1		1								183						1	2				3	188
Travis		3		1																				4
Walker		1																						1
Wichita												5						1					1	6
Zavala																		1					1	1
Total Number of Reports	0	19	0	9	0	7	16	0	2	1	0	798	6	3	0	6	21	9	27	1	0			889

M - mosquito A-avian E-equine SC- sentinel chicken H- human

CHIKV - Chikungunya Virus

DENV - Dengue Virus

EEEV - Eastern Equine Encephalitis Virus

SLEV - Saint Louis Encephalitis Virus

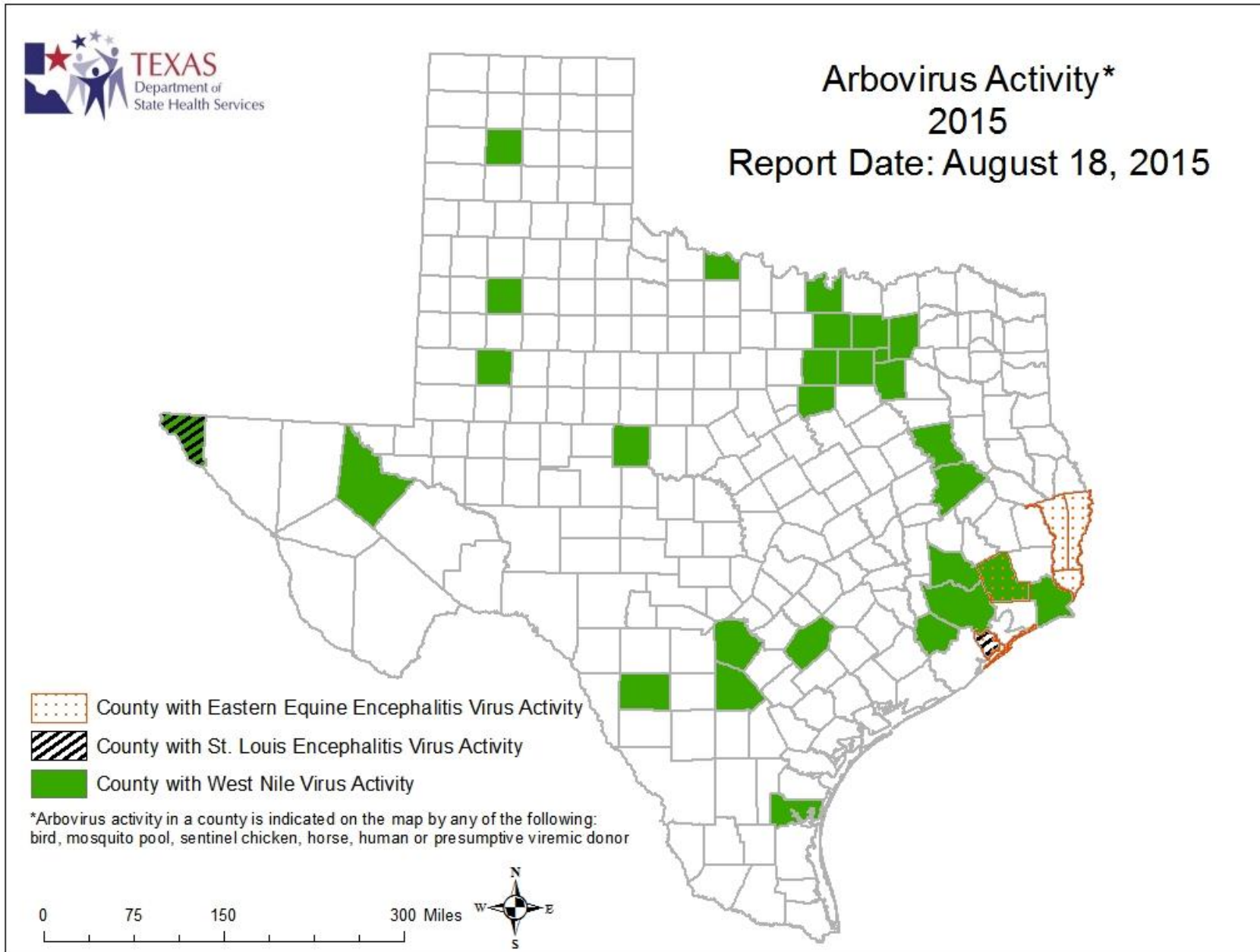
WNV - West Nile Virus

OTHER ARBOVIRUS - Tensaw virus

*All reported cases are imported.

‡Presumptive viremic blood donors (PVDs) are not included in any of the "total columns".

Figure 1. Texas Counties Reporting any Arbovirus Activity, Weeks 1-32



A Texas map showing the names of each County is available at www.dshs.state.tx.us/regions/stregctymap.pdf.

Figure 2. Epidemiologic Curve of Mosquito WNV Activity, 2013-2015

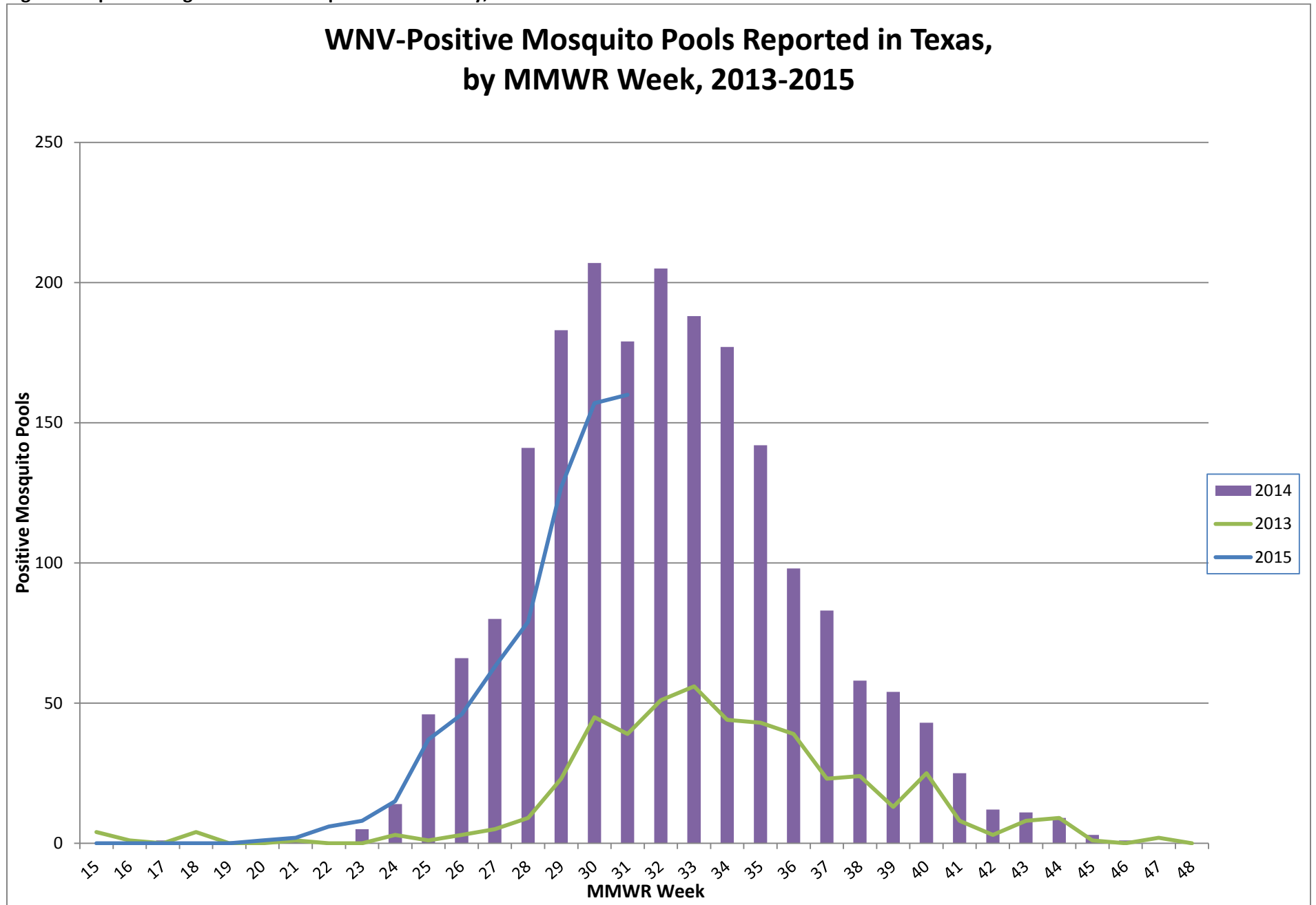
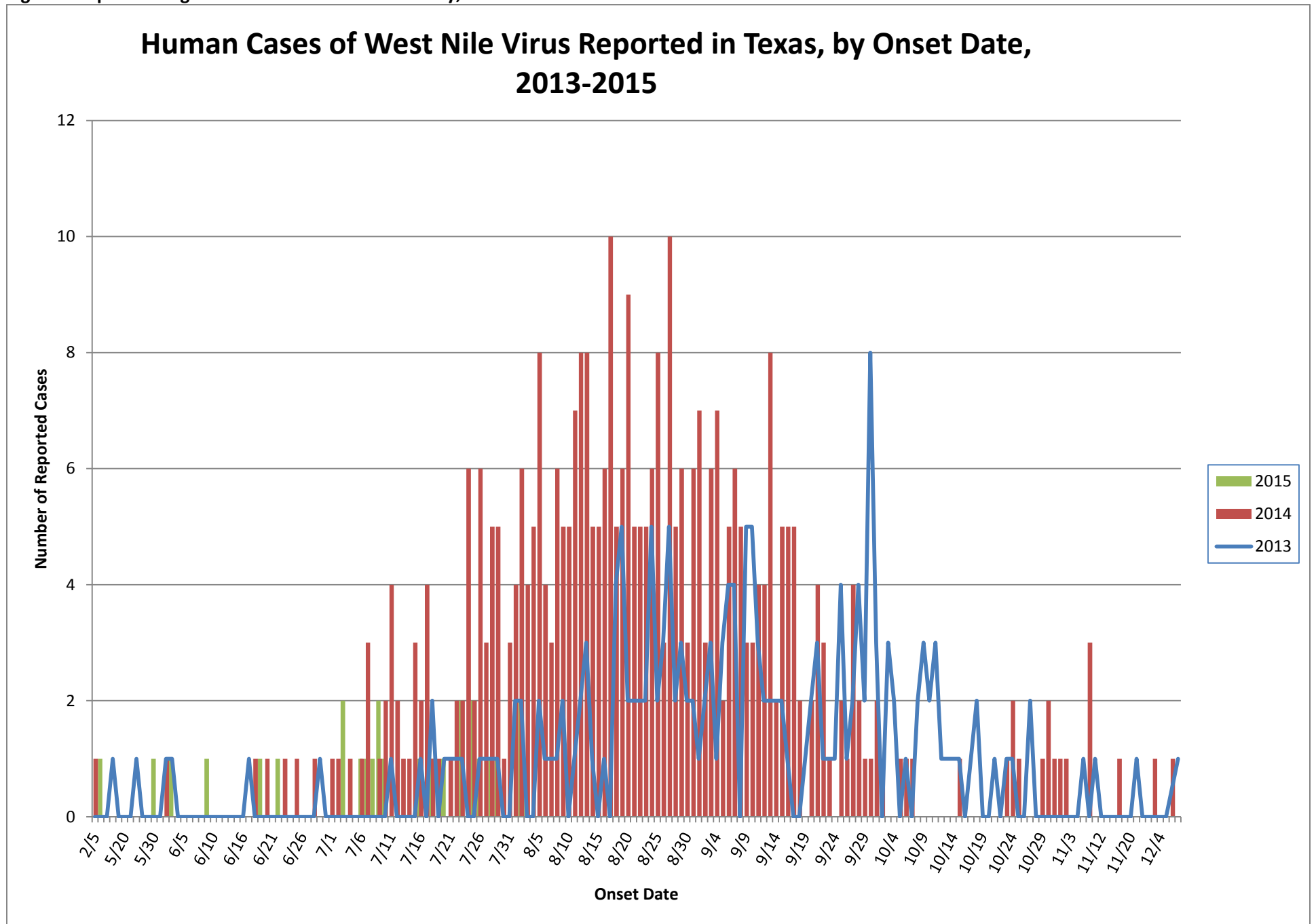


Figure 3. Epidemiologic Curve of Human WNV Activity, 2013-2015



For more detailed information about arboviruses found in Texas, please visit <http://www.dshs.state.tx.us/idcu/disease/arboviral/>.