



DSHS Arbovirus Activity Report
Week #33 (ending August 22, 2015)
Report Date: August 25, 2015

Table 1. Arbovirus Activity Summary, Texas, Weeks 1-33

Disease	Positive Mosquito Pools	Avian	Equine	Sentinel Chicken	Human						TOTAL
					Febrile Illness	Neurologic Illness	Hemorrhagic Fever	TOTAL (HUMAN)	Deaths	PVD‡	
CHIKV					21			21			21
DENV					10			10			10
EEEV			8	16				0			24
SLEV	3			1				0			4
WNV	934	12	5		11	28		39	2	13	990
OTHER ARBOVIRUS*	2										2
TOTAL REPORTS	939	12	13	17	42	28	0	70	2	13	1051

CHIKV - Chikungunya Virus

DENV - Dengue Virus

EEEV - Eastern Equine Encephalitis Virus

SLEV - Saint Louis Encephalitis Virus

WNV - West Nile Virus

*Other Arbovirus - Tensaw virus or Bunyamwera virus

‡PVD - Presumptive viremic blood donors are people who had no symptoms at the time of donating blood through a blood collection agency, but whose blood tested positive when screened for the presence of WNV. Unless they meet the case reporting criteria, they are not counted as a case for official reporting purposes and are not included in the "total reports" column.

Table 2. Arbovirus Activity by County, Weeks 1-33

County	CHIKV*		DENV*		EEEV				SLEV			WNV							OTHER ARBOVIRUS		COUNTY TOTAL			
	M	H	M	H	M	E	SC	H	M	SC	H	M	A	E	SC	H				M		H		
																WNF	WNND	PVD†	TOTAL					
Anderson																		1	1	1			1	
Atascosa															1									1
Bastrop				1																				1
Bexar		1										7												8
Brazoria																					1			1
Collin		2										7												9
Concho																		1					1	1
Cooke												7												7
Dallas		4		1								247						2	2	1	4			256
Dawson																			1				1	1
Denton												26								1			1	27
El Paso		2		1						2		3					1	4					5	13
Ellis												1												1
Fort Bend		1										10												11
Galveston								16								1						1		18
Gonzales																			1				1	1
Harris		3		4								334	12				2	6	6	8				361
Henderson		1																						1
Hidalgo		1																						1
Houston																1								1
Hunt												4												4
Jasper							2																	2
Jefferson												2						1					1	3
Johnson												18							1	1	1		1	19
Kaufman																		1					1	1
Kleberg																			1				1	1
Liberty							3									2								5
Lubbock										1		5							2				2	8
Martin																						1		
Montgomery												40						2	1	1	3			43

County	CHIKV*		DENV*		EEEV				SLEV			WNV								OTHER ARBOVIRUS		COUNTY TOTAL	
	M	H	M	H	M	E	SC	H	M	SC	H	M	A	E	SC	H				M	H		
																WNF	WNND	PVD‡	TOTAL				
Newton						2																	2
Orange						1																	1
Potter																		1					
Randall				1											1								2
Reeves																		1					
Runnels																1				1			1
Rockwall											1												1
Tarrant		1		1							216					1	4			5			223
Travis		3		1																			4
Walker		1																					1
Wichita											6						1			1			7
Williamson		1																					1
Zavala																	1			1			1
Total Number of Reports	0	21	0	9	0	8	16	0	3	1	0	934	12	5	0	11	28	13	39	2	0		1051

M - mosquito A-avian E-equine SC- sentinel chicken H- human

CHIKV - Chikungunya Virus

DENV - Dengue Virus

EEEV - Eastern Equine Encephalitis Virus

SLEV - Saint Louis Encephalitis Virus

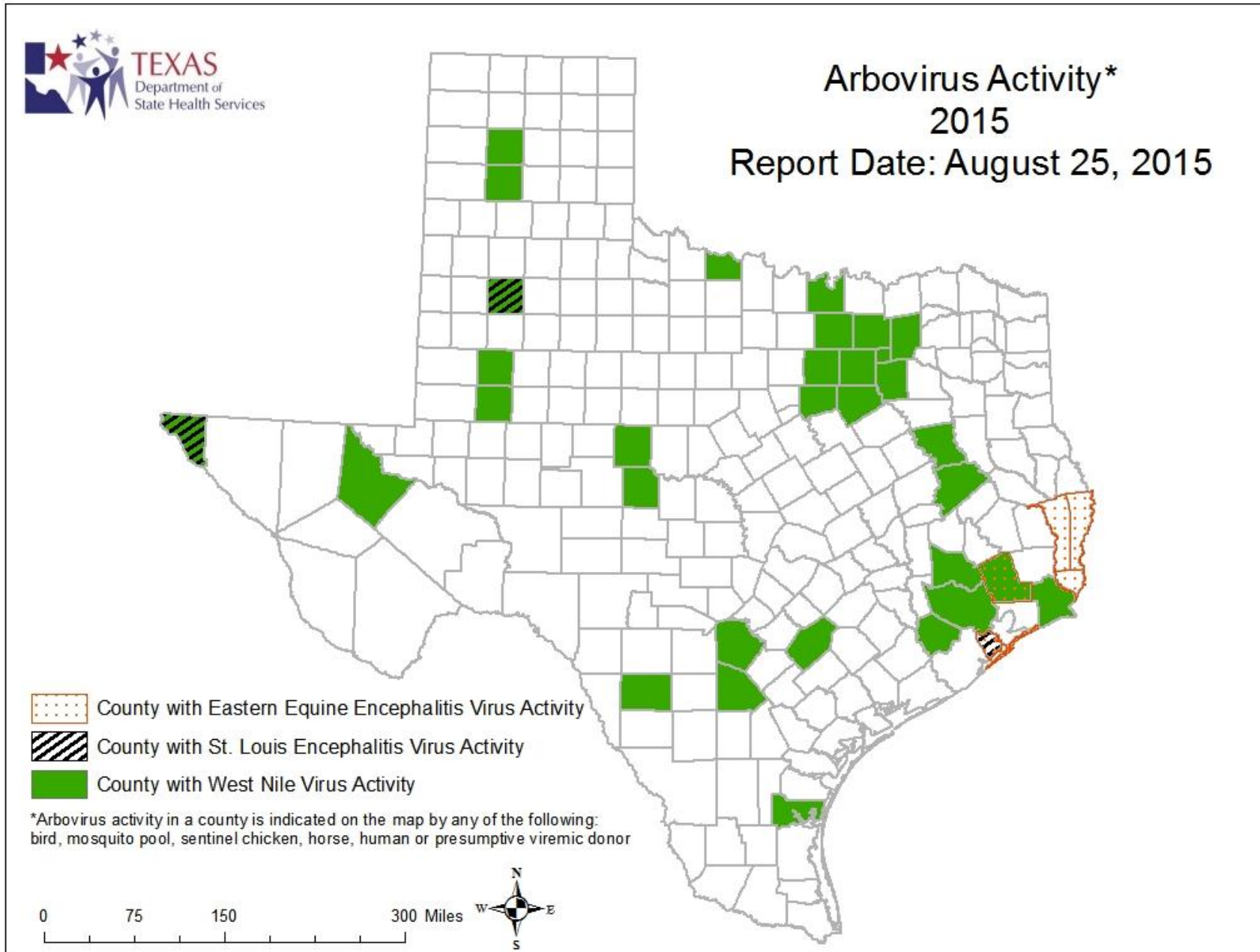
WNV - West Nile Virus

OTHER ARBOVIRUS - Tensaw virus or Bunyamwera virus

*All reported cases are imported.

‡Presumptive viremic blood donors (PVDs) are not included in any of the "total columns".

Figure 1. Texas Counties Reporting any Arbovirus Activity, Weeks 1-33



A Texas map showing the names of each County is available at www.dshs.state.tx.us/regions/stregctymap.pdf.

Figure 2. Epidemiologic Curve of Mosquito WNV Activity, 2013-2015

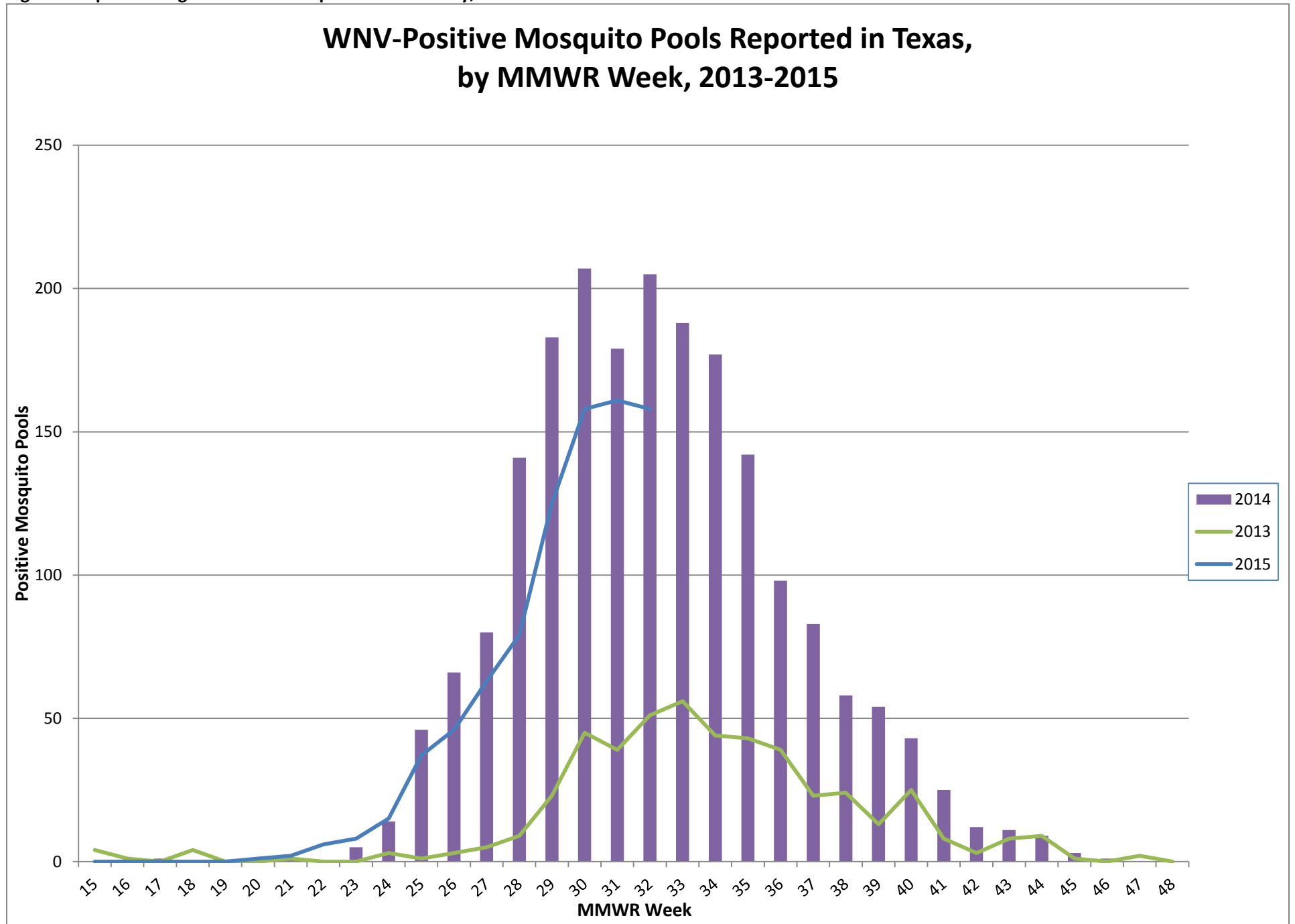
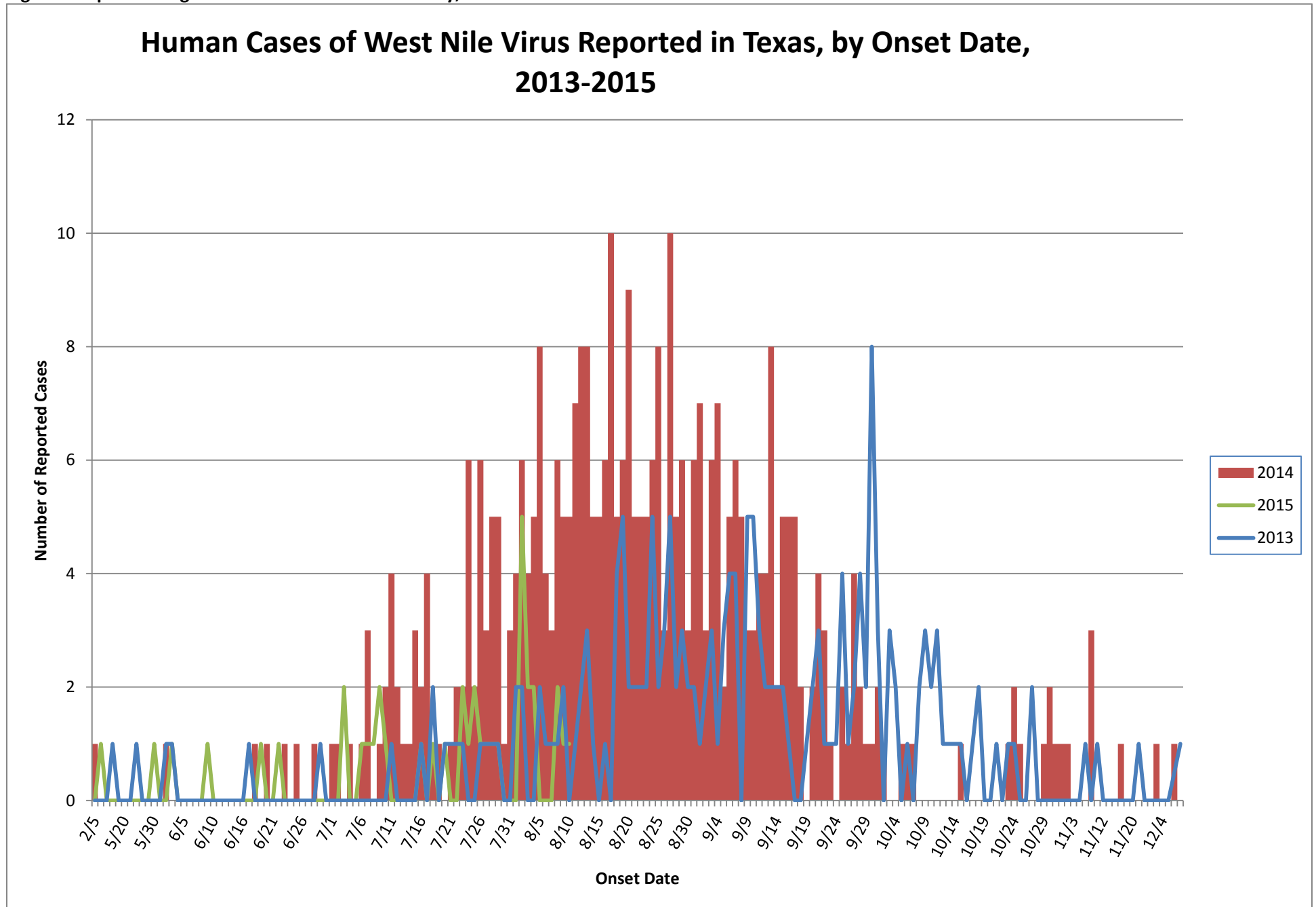


Figure 3. Epidemiologic Curve of Human WNV Activity, 2013-2015



For more detailed information about arboviruses found in Texas, please visit <http://www.dshs.state.tx.us/idcu/disease/arboviral/>.