



DSHS Arbovirus Activity Report
Week #43 (ending October 31, 2015)
Report Date: November 3, 2015

Table 1. Arbovirus Activity Summary, Texas, Weeks 1-43

Disease	Positive Mosquito Pools	Avian	Equine	Sentinel Chicken	Human						TOTAL
					Febrile Illness	Neurologic Illness	Severe Dengue	TOTAL (HUMAN)	Deaths	PVD‡	
CHIKV					33			33			33
DENV					16		2	18			18
EEEV			8	24							32
SLEV	4			1							5
WNV	1510	14	22	1	67	161		228	9	28	1775
OTHER ARBOVIRUS*	3										3
TOTAL REPORTS	1517	14	30	26	116	161	2	279	9	28	1866

CHIKV - Chikungunya Virus

DENV - Dengue Virus

EEEV - Eastern Equine Encephalitis Virus

SLEV - Saint Louis Encephalitis Virus

WNV - West Nile Virus

*Other Arbovirus - Tensaw, Bunyamwera or California Serogroup viruses

‡PVD - Presumptive viremic blood donors are people who had no symptoms at the time of donating blood through a blood collection agency, but whose blood tested positive when screened for the presence of WNV. Unless they meet the case reporting criteria, they are not counted as a case for official reporting purposes and are not included in the "total reports" column.

Table 2. Arbovirus Activity by County, Weeks 1-43

County	CHIKV*		DENV*		EEEV				SLEV			WNV							OTHER ARBOVIRUS		COUNTY TOTAL	
	M	H	M	H	M	E	SC	H	M	SC	H	M	A	E	SC	H				M		H
																WNF	WNND	PVD‡	TOTAL			
Anderson																	1	1	1			1
Angelina																	4		4			4
Armstrong																	1		1			1
Atascosa														1								1
Bailey																1			1			1
Bastrop				1																		1
Baylor																	4		4			4
Bell												1										1
Bexar		2										7				3	1	1	4			13
Brazoria												5								1		6
Briscoe																1			1			1
Calhoun																	1		1			1
Cameron		1										1										2
Carson																	1		1			1
Cass																1	1		2			2
Castro																2			2			2
Chambers														1								1
Clay																	1		1			1
Collin		2		1								22				2	3		5			30
Concho																	1		1			1

County	CHIKV*		DENV*		EEEV				SLEV			WNV								OTHER ARBOVIRUS		COUNTY TOTAL		
	M	H	M	H	M	E	SC	H	M	SC	H	M	A	E	SC	H				M	H			
																WNF	WNND	PVD‡	TOTAL					
Cooke												7												7
Dallam																			1					
Dallas		7		1								431					12	11	2	23				462
Dawson																		1		1				1
Denton		1		1								45					3	5		8				55
Eastland																		1		1				1
El Paso		2		2					3			16					2	14	1	16				39
Ellis												3												3
Erath														1										1
Falls																	1			1				1
Floyd																	1	4	1	5				5
Fort Bend		1		1								13						1	1	1				16
Franklin		1																						1
Freestone														1										1
Galveston							24			1		1			1						2			29
Gonzales																		1		1				1
Gray																		1		1				1
Grayson												6												
Gregg																	1		1	1				1
Grimes																	1			1				1
Guadalupe																		1		1				1

County	CHIKV*		DENV*		EEEV				SLEV			WNV								OTHER ARBOVIRUS		COUNTY TOTAL	
	M	H	M	H	M	E	SC	H	M	SC	H	M	A	E	SC	H				M	H		
																WNF	WNND	PVD‡	TOTAL				
Hansford																	1			1			1
Harris		5		5								404	14	2			8	22	8	30			460
Hays		1										1						1		1			3
Henderson		1																1		1			2
Hidalgo		1																					1
Houston														1									1
Hunt		1										8					1			1			10
Hutchinson														1									1
Jasper						2																	2
Jefferson												3		2			1	1		2			7
Jim Hogg														1									1
Jim Wells																		1		1			1
Johnson												22						2	1	2			24
Kaufman																	1	1		2			2
King														1									1
Kleberg																		1		1			1
Liberty						3																	5
Lubbock									1			11					3	8		11			23
Martin																		1	1	1			1
Matagorda																	1			1			1
Midland														1									1
Montgomery												61					8	7	2	15			76

County	CHIKV*		DENV*		EEEV				SLEV			WNV								OTHER ARBOVIRUS		COUNTY TOTAL	
	M	H	M	H	M	E	SC	H	M	SC	H	M	A	E	SC	H				M	H		
																WNF	WNND	PVD‡	TOTAL				
Trinity														1									1
Uvalde																	1		1				1
Val Verde																	1		1				1
Victoria														1				1		1			2
Walker		1																1		1			2
Waller																		1		1			1
Webb																		1		1			1
Wheeler																		1		1			1
Wichita												12					1	2		3			15
Williamson		1										2											3
Wise																			1				
Zavala																		1		1			1
Total Number of Reports	0	33	0	18	0	8	24	0	4	1	0	1510	14	22	1	67	161	28	228	3	0		1866

M - mosquito A-avian E-equine SC- sentinel chicken H- human

CHIKV - Chikungunya Virus

DENV - Dengue Virus

EEEV - Eastern Equine Encephalitis Virus

SLEV - Saint Louis Encephalitis Virus

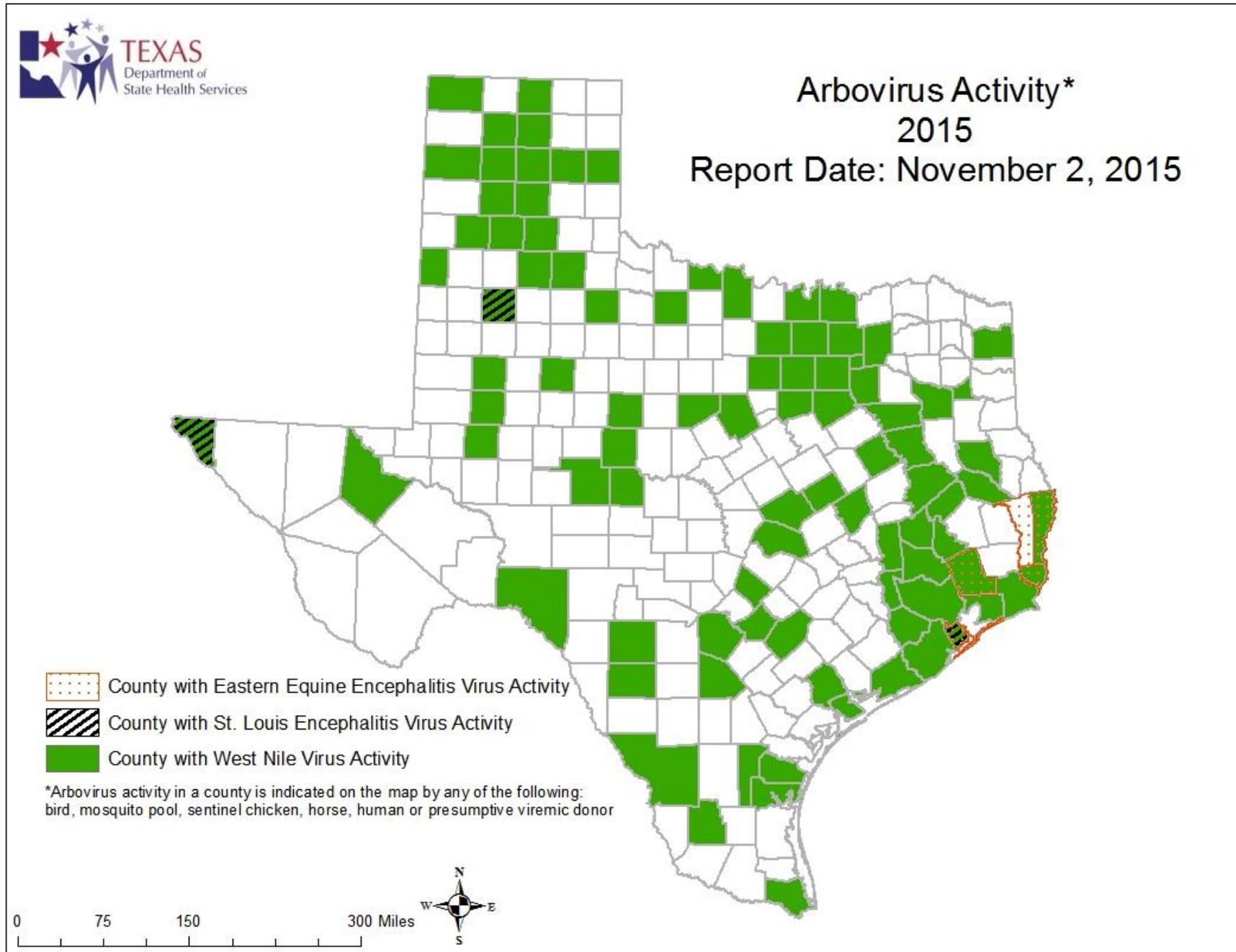
WNV - West Nile Virus

OTHER ARBOVIRUS - Tensaw, Bunyamwera or California Serogroup viruses

*All reported cases are imported.

‡Presumptive viremic blood donors (PVDs) are not included in any of the "total columns".

Figure 1. Texas Counties Reporting any Arbovirus Activity, Weeks 1-43



A Texas map showing the names of each County is available at www.dshs.state.tx.us/regions/stregctymap.pdf

Figure 2. Epidemiologic Curve of Mosquito WNV Activity, 2013-2015

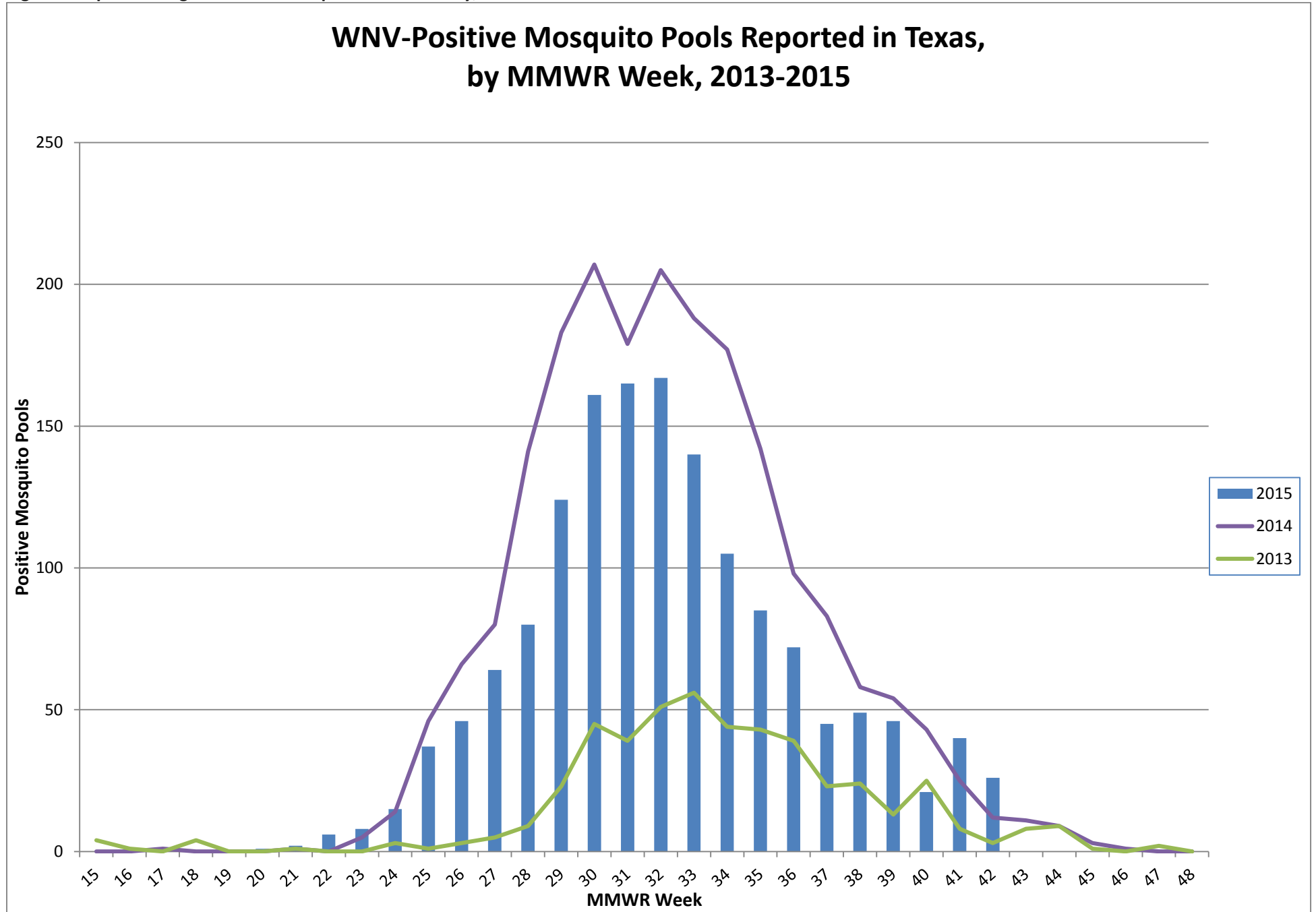
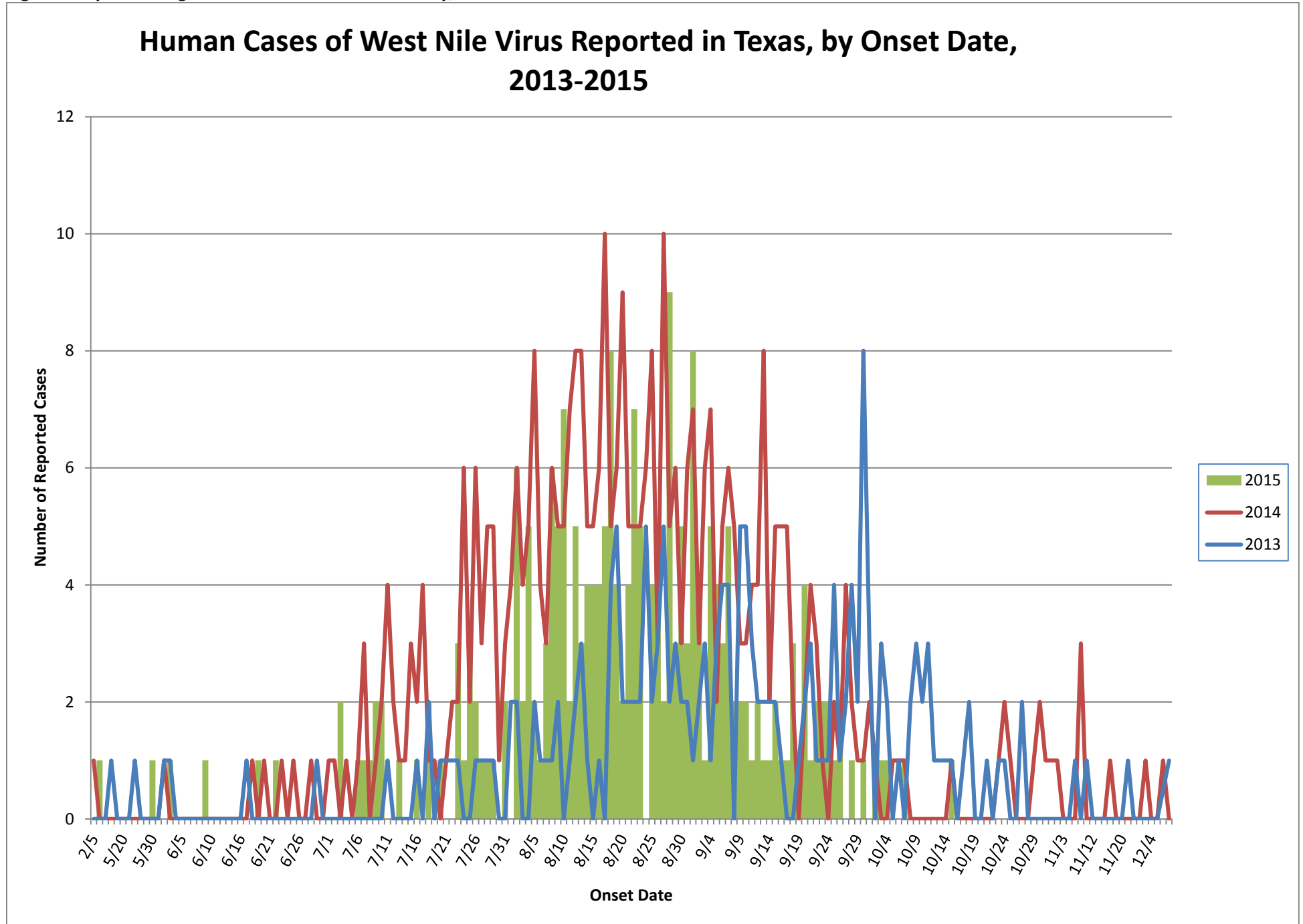


Figure 3. Epidemiologic Curve of Human WNV Activity, 2013-2015



For more detailed information about arboviruses found in Texas, please visit <http://www.dshs.state.tx.us/idcu/disease/arboviral/>.