



DSHS Arbovirus Activity Report
Week #35 (ending September 8, 2015)
Report Date: September 8, 2015

Table 1. Arbovirus Activity Summary, Texas, Weeks 1-35

Disease	Positive Mosquito Pools	Avian	Equine	Sentinel Chicken	Human						TOTAL
					Febrile Illness	Neurologic Illness	Severe Dengue	TOTAL (HUMAN)	Deaths	PVD‡	
CHIKV					24			24			24
DENV					10		1	11			11
EEEV			8	24				0			32
SLEV	3			1				0			4
WNV	1131	13	5		24	62		86	5	21	1235
OTHER ARBOVIRUS*	2										2
TOTAL REPORTS	1136	13	13	25	59	62	0	121	5	21	1308

CHIKV - Chikungunya Virus

DENV - Dengue Virus

EEEV - Eastern Equine Encephalitis Virus

SLEV - Saint Louis Encephalitis Virus

WNV - West Nile Virus

*Other Arbovirus - Tensaw virus or Bunyamwera virus

‡PVD - Presumptive viremic blood donors are people who had no symptoms at the time of donating blood through a blood collection agency, but whose blood tested positive when screened for the presence of WNV. Unless they meet the case reporting criteria, they are not counted as a case for official reporting purposes and are not included in the "total reports" column.

County	CHIKV*		DENV*		EEEV				SLEV			WNV								OTHER ARBOVIRUS		COUNTY TOTAL	
	M	H	M	H	M	E	SC	H	M	SC	H	M	A	E	SC	H				M	H		
																WNF	WNND	PVD‡	TOTAL				
Travis		3		1																			4
Uvalde																	1		1				1
Val Verde																	1		1				1
Walker		1																					1
Webb																	1		1				1
Wichita												11					1		1				12
Williamson		1																					1
Zavala																	1		1				1
Total Number of Reports	0	24	0	11	0	8	24	0	3	1	0	1131	13	5	0	24	62	21	86	2	0		1308

M - mosquito A-avian E-equine SC- sentinel chicken H- human

CHIKV - Chikungunya Virus

DENV - Dengue Virus

EEEV - Eastern Equine Encephalitis Virus

SLEV - Saint Louis Encephalitis Virus

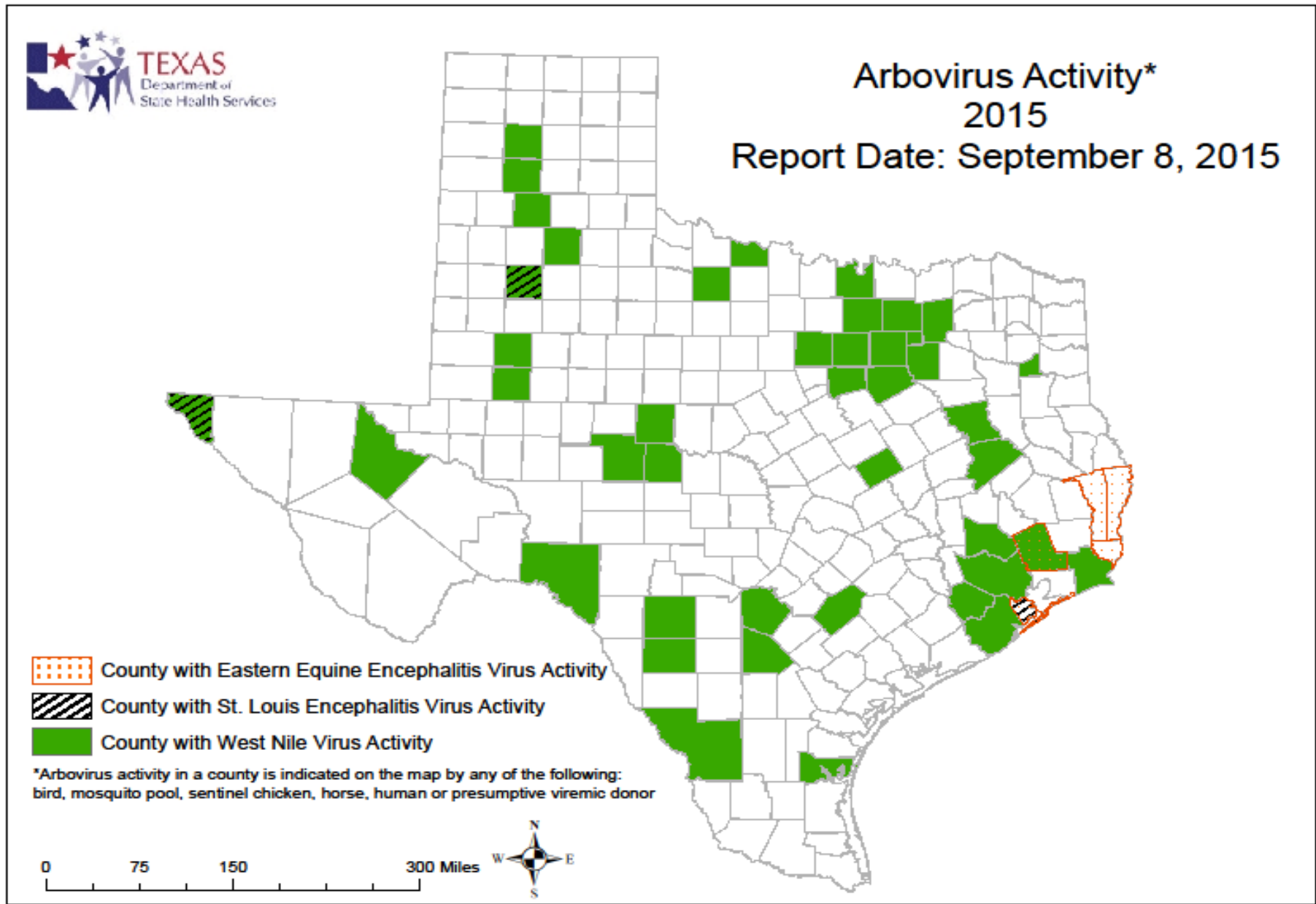
WNV - West Nile Virus

OTHER ARBOVIRUS - Tensaw virus or Bunyamwera virus

*All reported cases are imported.

‡Presumptive viremic blood donors (PVDs) are not included in any of the "total columns".

Figure 1. Texas Counties Reporting any Arbovirus Activity, Weeks 1-35



A Texas map showing the names of each County is available at www.dshs.state.tx.us/regions/stregctymap.pdf.

Figure 2. Epidemiologic Curve of Mosquito WNV Activity, 2013-2015

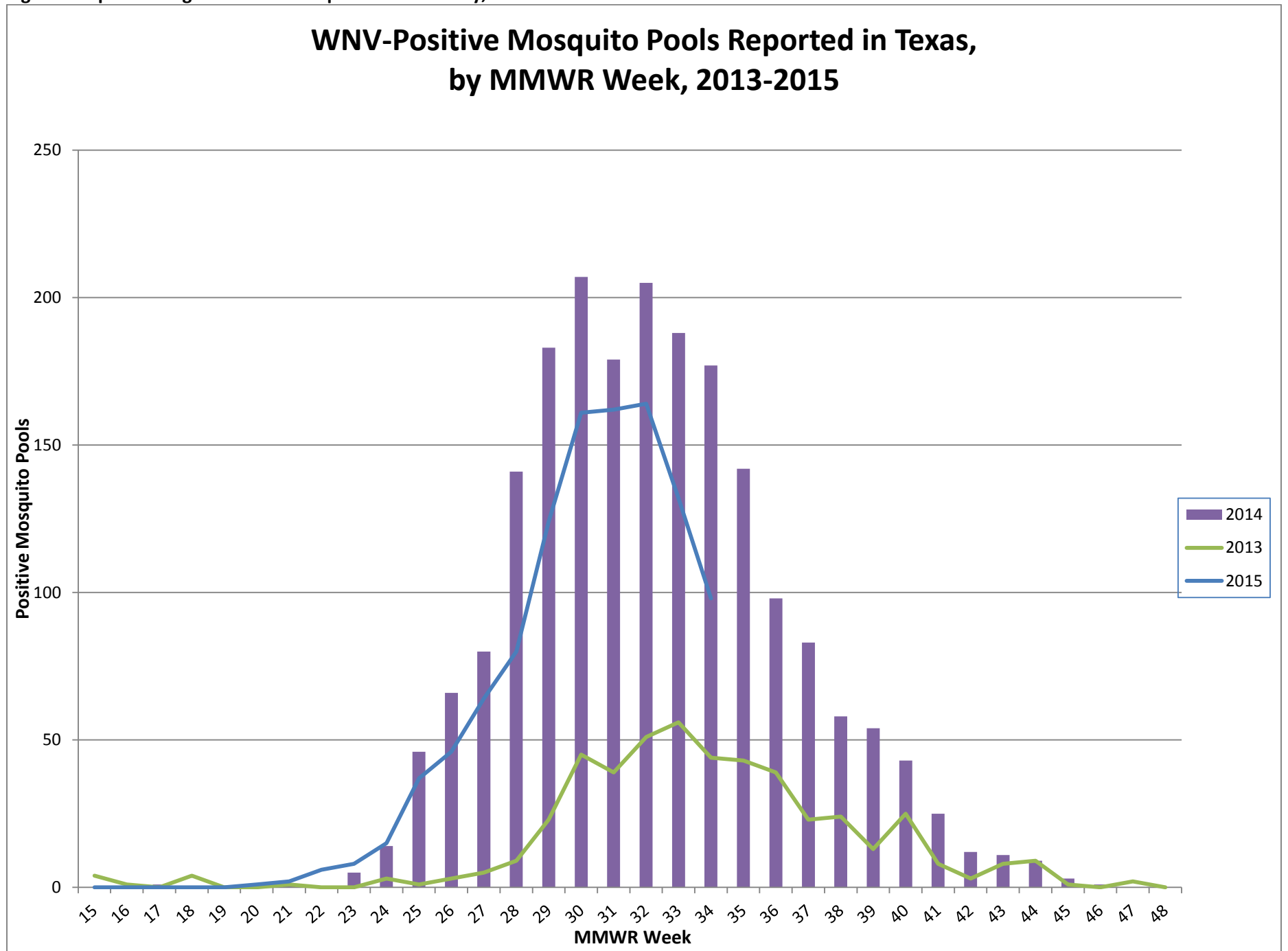
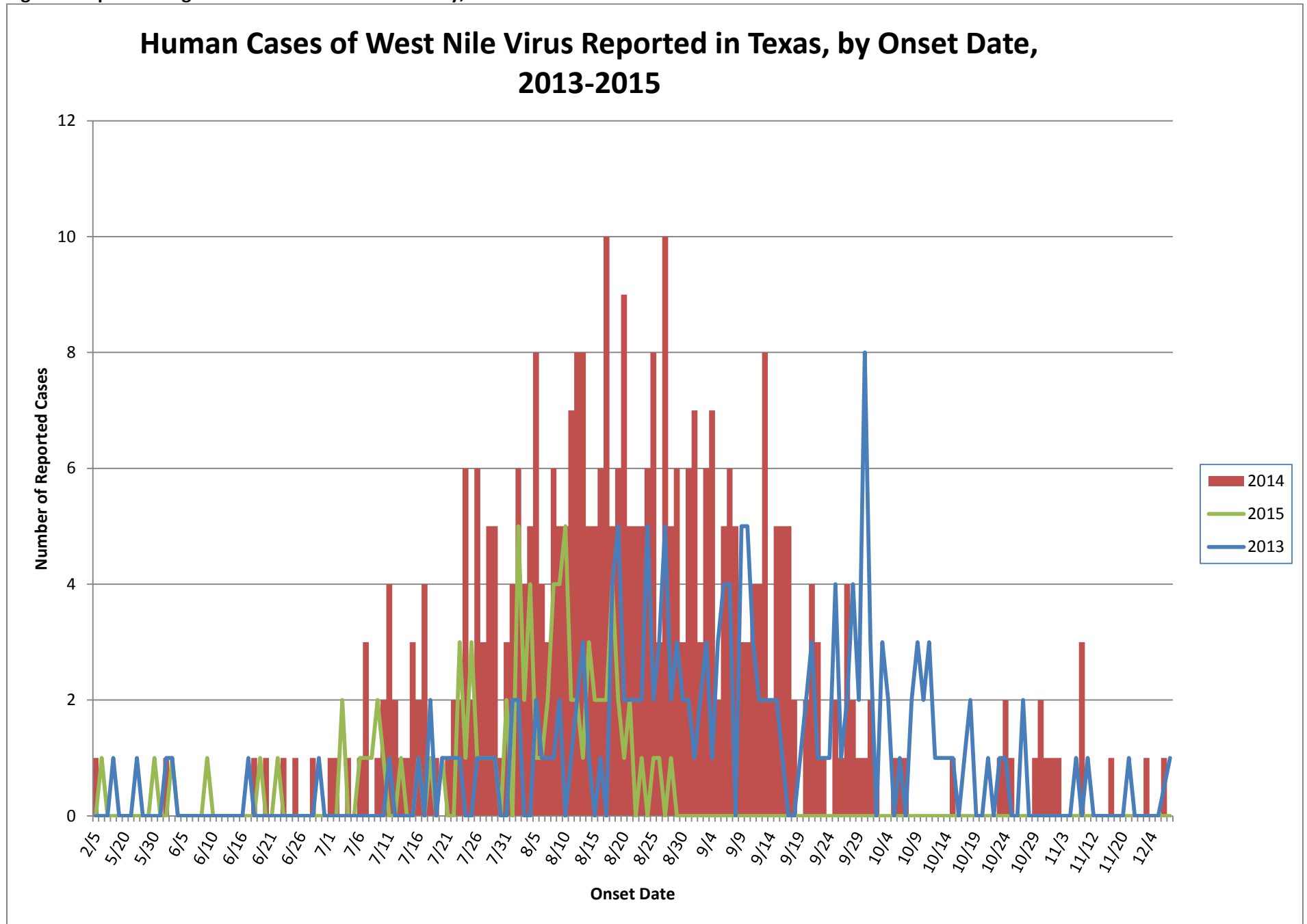


Figure 3. Epidemiologic Curve of Human WNV Activity, 2013-2015



For more detailed information about arboviruses found in Texas, please visit <http://www.dshs.state.tx.us/idcu/disease/arboviral/>.