



**DSHS Arbovirus Activity Report**  
**Week #37 (ending September 19, 2015)**  
**Report Date: September 22, 2015**

**Table 1. Arbovirus Activity Summary, Texas, Weeks 1-37**

Disease	Positive Mosquito Pools	Avian	Equine	Sentinel Chicken	Human						TOTAL
					Febrile Illness	Neurologic Illness	Severe Dengue	TOTAL (HUMAN)	Deaths	PVD‡	
CHIKV					26			26			26
DENV					11		2	13			13
EEEV			8	24				0			32
SLEV	3			1				0			4
WNV	1277	14	9		38	90		128	6	27	1428
OTHER ARBOVIRUS*	2										2
<b>TOTAL REPORTS</b>	<b>1282</b>	<b>14</b>	<b>16</b>	<b>25</b>	<b>75</b>	<b>90</b>	<b>2</b>	<b>167</b>	<b>6</b>	<b>27</b>	<b>1505</b>

CHIKV - Chikungunya Virus

DENV - Dengue Virus

EEEV - Eastern Equine Encephalitis Virus

SLEV - Saint Louis Encephalitis Virus

WNV - West Nile Virus

\*Other Arbovirus - Tensaw virus or Bunyamwera virus

‡PVD - Presumptive viremic blood donors are people who had no symptoms at the time of donating blood through a blood collection agency, but whose blood tested positive when screened for the presence of WNV. Unless they meet the case reporting criteria, they are not counted as a case for official reporting purposes and are not included in the "total reports" column.



County	CHIKV*		DENV*		EEEV				SLEV			WNV								OTHER ARBOVIRUS		COUNTY TOTAL	
	M	H	M	H	M	E	SC	H	M	SC	H	M	A	E	SC	H				M	H		
																WNF	WNND	PVD‡	TOTAL				
Falls																	1			1			1
Floyd																	1	2	1	3			3
Fort Bend		1		1								13							1				15
Franklin		1																					1
Galveston							24			1											1		26
Gonzales																		1		1			1
Gregg																			1				
Harris		3		4								392	14				3	14	8	17			430
Henderson		1																					1
Hidalgo		1																					1
Houston															1								1
Hunt		1										6					1			1			8
Hutchinson																1							1
Jasper						2																	2
Jefferson												2					1	1		2			4
Johnson												20						1	1	1			21
Kaufman																	1	1		2			2
King															1								1
Kleberg																		1		1			1
Liberty						3									2								5
Lubbock										1		7					3	5		8			16

County	CHIKV*		DENV*		EEEV				SLEV			WNV								OTHER ARBOVIRUS		COUNTY TOTAL
	M	H	M	H	M	E	SC	H	M	SC	H	M	A	E	SC	H				M	H	
																WNF	WNND	PVD‡	TOTAL			
Martin																	1	1	1			1
Matagorda																1			1			1
Midland														1								1
Montgomery												56				4	3	2	7			63
Newton						2																2
Nueces												1										1
Orange						1												1				1
Parker																	2		2			2
Potter																		1				
Randall				1										1			2	3	2			4
Reeves																		1				0
Robertson														1								1
Rockwall												2										2
Runnels																1			1			1
Swisher																	1		1			1
Tarrant		1		1								335				2	14		16			353
Tom Green																	1		1			1
Travis		3		1																		4
Uvalde																	1		1			1
Val Verde																	1		1			1

County	CHIKV*		DENV*		EEEV				SLEV			WNV								OTHER ARBOVIRUS		COUNTY TOTAL
	M	H	M	H	M	E	SC	H	M	SC	H	M	A	E	SC	H				M	H	
																WNF	WNND	PVD‡	TOTAL			
Waller																	1		1			1
Walker		1															1		1			2
Webb																	1		1			1
Wichita												12				1	2		3			15
Williamson		1																				1
Zavala																	1		1			1
Total Number of Reports	0	26	0	13	0	8	24	0	3	1	0	1277	14	9	0	38	90	27	128	2	0	1505

M - mosquito A-avian E-equine SC- sentinel chicken H- human

CHIKV - Chikungunya Virus

DENV - Dengue Virus

EEEV - Eastern Equine Encephalitis Virus

SLEV - Saint Louis Encephalitis Virus

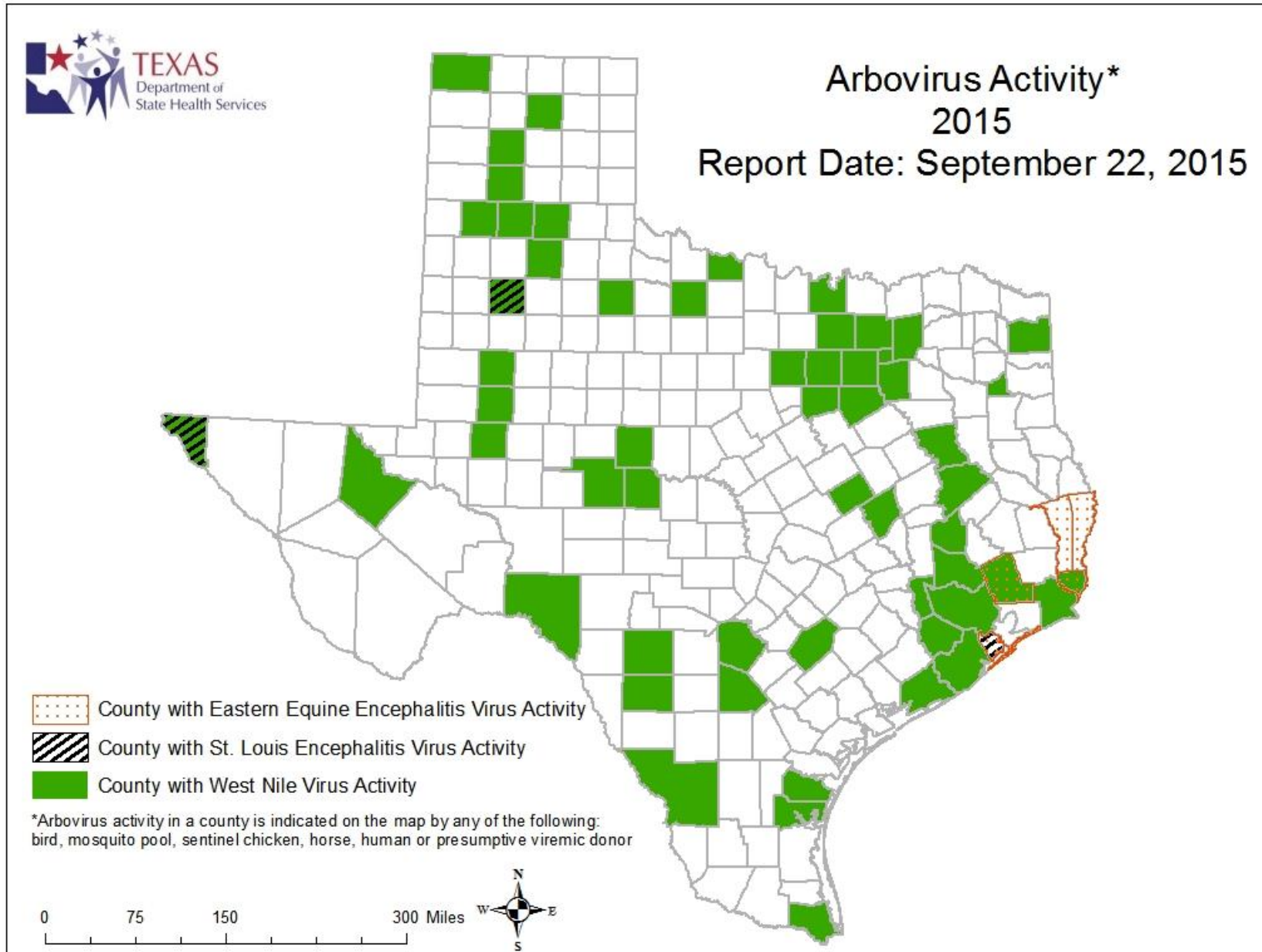
WNV - West Nile Virus

OTHER ARBOVIRUS - Tensaw virus or Bunyamwera virus

\*All reported cases are imported.

‡Presumptive viremic blood donors (PVDs) are not included in any of the "total columns".

Figure 1. Texas Counties Reporting any Arbovirus Activity, Weeks 1-37



A Texas map showing the names of each County is available at [www.dshs.state.tx.us/regions/stregctymap.pdf](http://www.dshs.state.tx.us/regions/stregctymap.pdf).

Figure 2. Epidemiologic Curve of Mosquito WNV Activity, 2013-2015

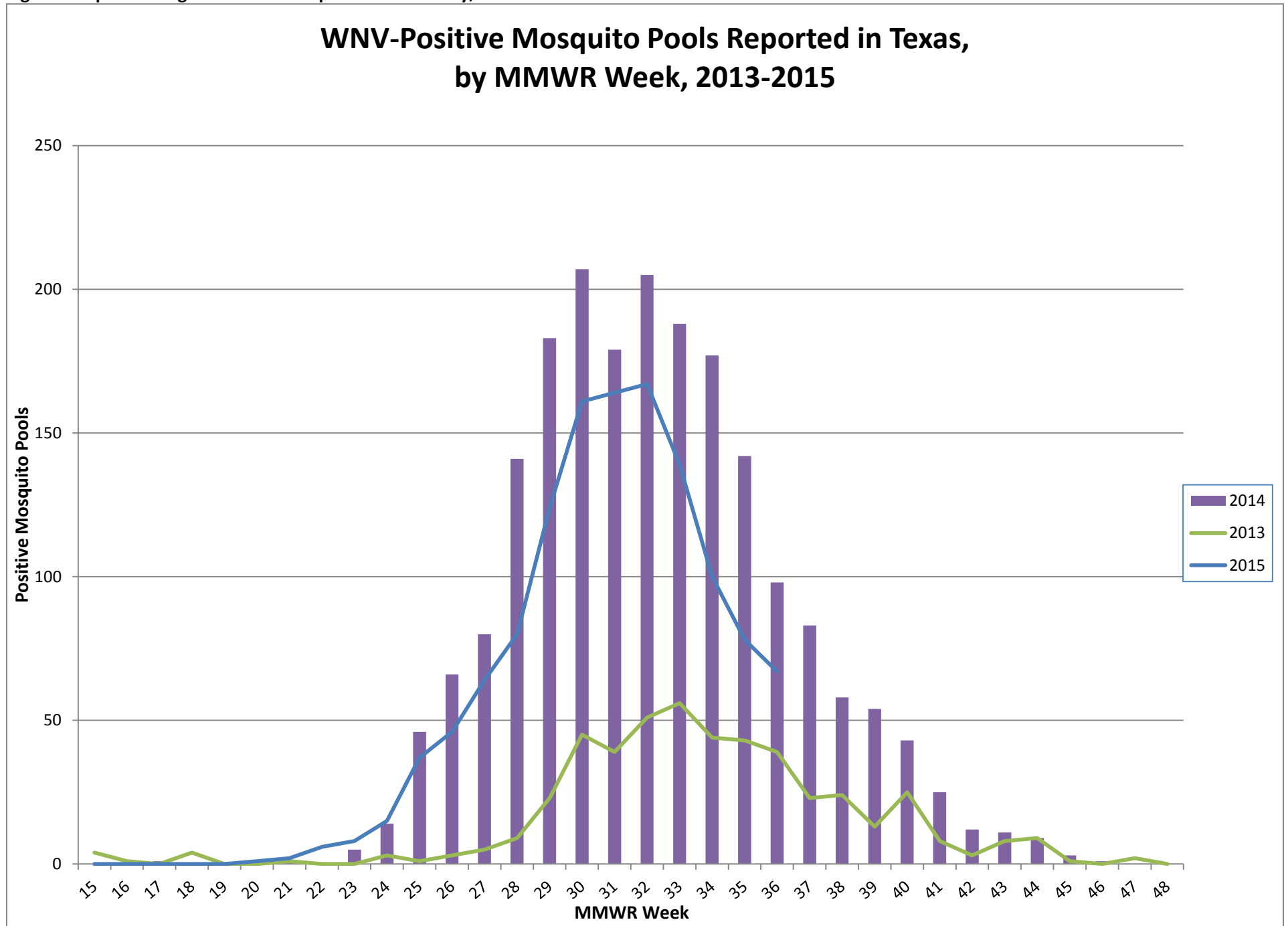
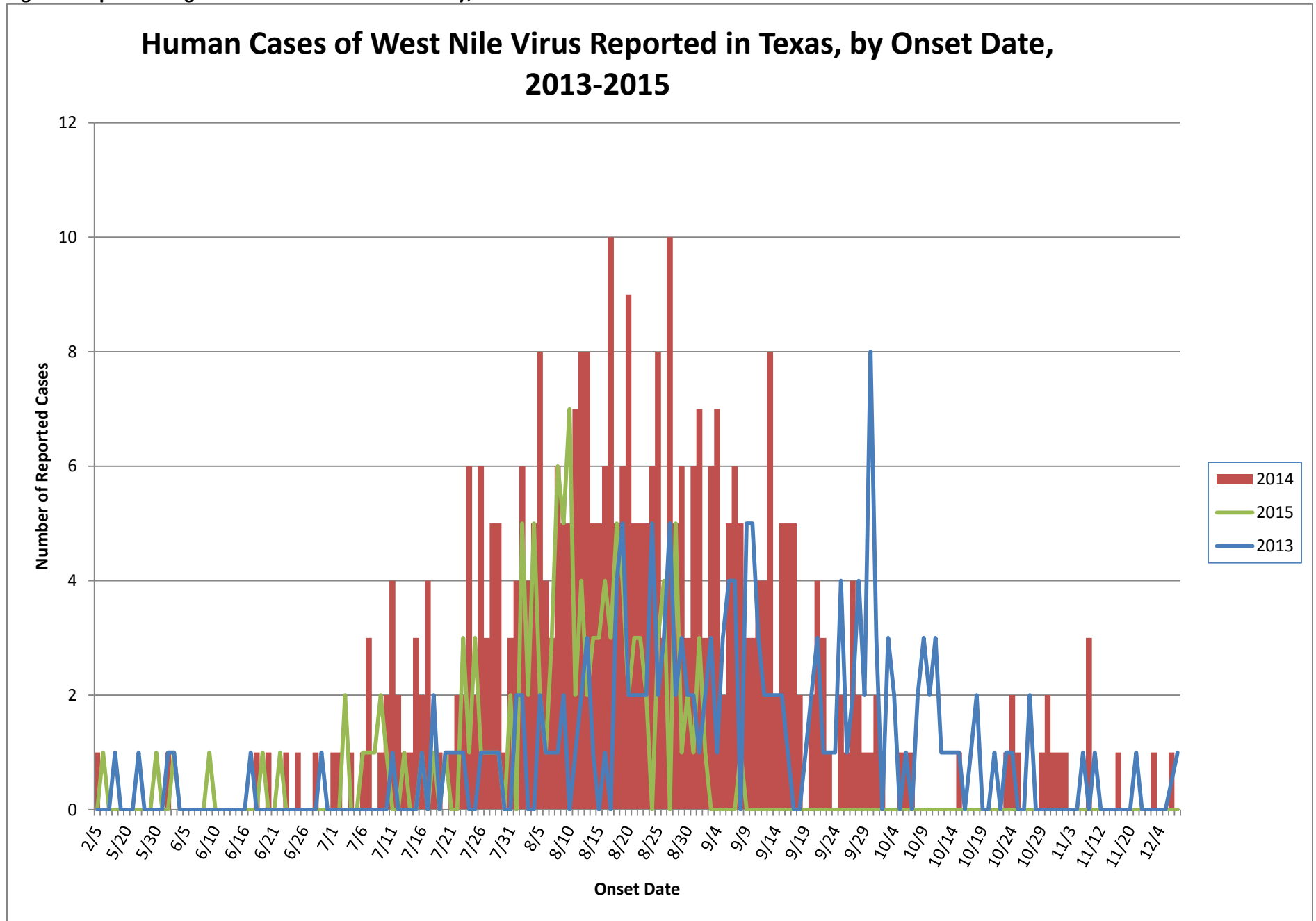


Figure 3. Epidemiologic Curve of Human WNV Activity, 2013-2015



For more detailed information about arboviruses found in Texas, please visit <http://www.dshs.state.tx.us/idcu/disease/arboviral/>.