



**TEXAS**  
Health and Human  
Services

---

Texas Department of State  
Health Services

# **THIMP Update and COVID-19 Response**

---

## **Texas HIV Medication Program**



TEXAS  
Health and Human  
Services

---

Texas Department of State  
Health Services

# MIAC Appointments

---

**April 2021**



# MAC Terms

- A full MAC term is six years
- A third of terms expire every two years
- MAC terms were altered to better stagger expiration dates
- Two term limit

# Appointment Process



TEXAS  
Health and Human  
Services

Texas Department of State  
Health Services

- A total of five positions need to be filled
  - 3 consumers
  - 2 physicians
- Solicitation started the first week of January, 2021
- Response will be due by the end of the month.
- April or July MAC meeting-new members attend first meeting

# Program Growth



**TEXAS**  
Health and Human  
Services

Texas Department of State  
Health Services

## ADAP Original and Current approvals, March to December 2019 and March to December 2020

Approval Type	March to December 2019	March to December 2020	Difference	% Change
<b>Original Approval</b>	<b>3,199</b>	<b>4,287</b>	<b>1,088</b>	<b>34%</b>
<b>Employed</b>	<b>1,319 (41%)</b>	<b>1,632 (38%)</b>	<b>313</b>	<b>24%</b>
<b>Not employed</b>	<b>1,880 (59%)</b>	<b>2,655 (62%)</b>	<b>775</b>	<b>41%</b>
<b>Current Approval</b>	<b>15,558</b>	<b>18,355</b>	<b>2,767</b>	<b>18%</b>
<b>Employed</b>	<b>8,195 (52%)</b>	<b>8,528 (47%)</b>	<b>333</b>	<b>4%</b>
<b>Not employed</b>	<b>7,393 (48%)</b>	<b>9,827 (53%)</b>	<b>2,434</b>	<b>33%</b>

# January, 2021 ADAP Enrollees Impacted by Spend down elimination

ADAP	Total=18,880	Percent
<200%	17,473	93%
200%+	1,327	7%

- This report shows current enrollees who qualified for THMP with the spend down.
- Upon application renewal, THMP will reassess income.
- The number of individuals no longer eligible for the program will vary from these numbers, as both client family income and the FPL document used have changed.



TEXAS  
Health and Human Services

Texas Department of State  
Health Services

# Implementation of 90 day fills and HCV Treatment Suspension

---

1. HCV medications current enrollees will continue until treatment is completed
2. Currently enrolled persons receiving 90 day fills will continue until March 1, 2021
3. No new enrollment will be accepted in either program after February 1, 2021.
4. Both changes will be reassessed in the future



TEXAS  
Health and Human Services

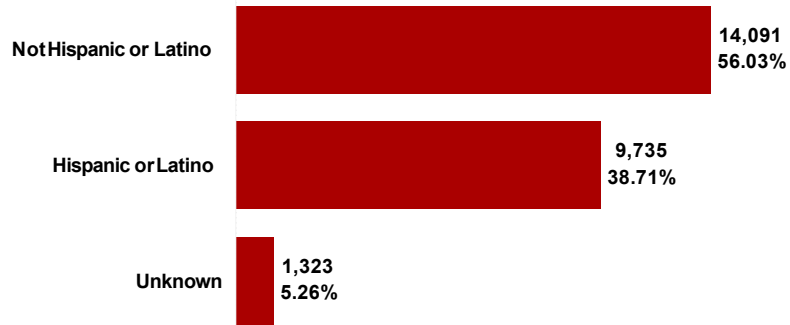
Texas Department of State  
Health Services

# Texas HIV Medication Program Fact Sheet

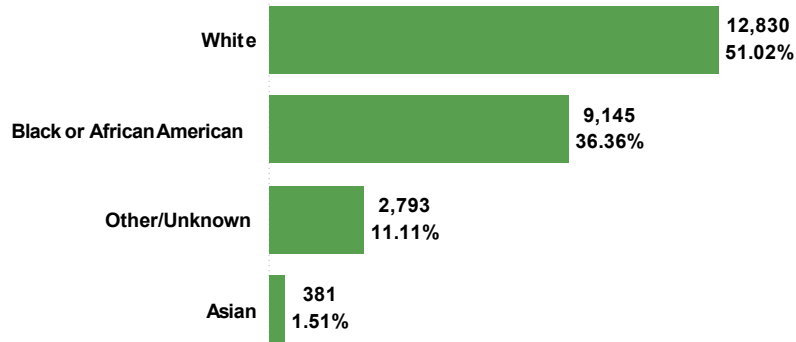
October 1, 2020- December 31, 2020

Total Clients = 25,149

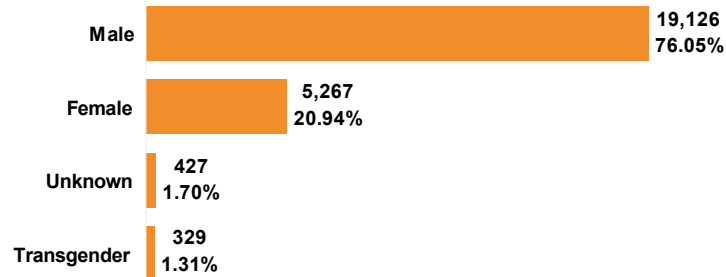
## Reported Ethnicity



## Reported Race



## Reported Gender



ADAP  
22,503  
89.48%

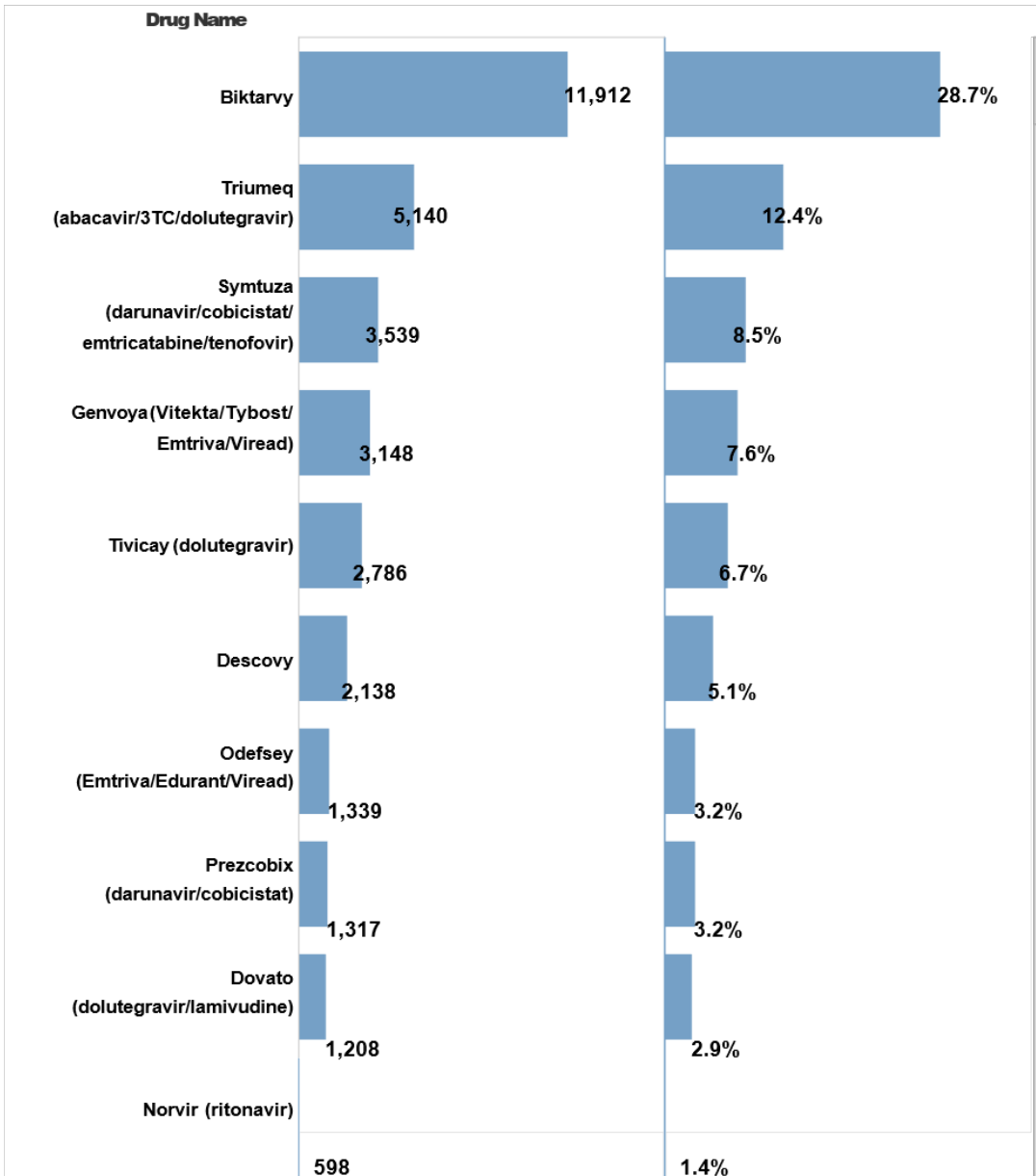
SPAP  
2,088  
8.30%

TIAP  
558  
2.22%



# THMP Medications Ordered for Q4 2020

## Top 10 ADAP Medications Ordered N=41,484



## Medications Ordered for Drug IDs: 233-302, 204 & 308 by Day Supply

Drug Name	DRUG_ID	Days Supply 90
Atripla-90Day	267	13
Biktarvy-90Day	301	514
Combivir-90Day (AZT/3TC)	244	1
Complera-90Day	280	7
Descovy-90Day	293	77
Epzicom-90Day (3TC/abac...	264	10
Fluconazole-90Day	233	1
	243	2
Genvoya-90Day	291	118
Intelence-90Day	277	6
Isentress-90Day	270	5
	299	1
Juluca-90Day	300	11
Kaletra-90Day	266	2
Mytesi-90Day	302	1
Norvir-90Day	276	20
Odefsey-90Day	292	76
Prezcobix-90Day	288	45
Prezista-90Day	273	2
	282	20
Reyataz-90Day	257	1
	268	3
Stribild-90Day	281	5
Sustiva-90Day	255	4
Tivicay-90Day	283	78
Triumeq-90Day	284	245
Truvada-90Day	263	6
Valtrex-90Day	274	14
	275	12
Viread-90Day	254	1