



TEXAS
Health and Human
Services

Texas Department of State
Health Services

THIMP Update

Texas HIV Medication Program



TEXAS
Health and Human
Services

Texas Department of State
Health Services

MAC Appointment Process

July 2021

Appointment Status



TEXAS
Health and Human
Services

Texas Department of State
Health Services

- A total of four positions need to be filled
 - 2 consumers
 - 2 physicians
- Application Review is complete
- Action Memo is awaiting approval by Executive Commissioner
- THMP will notify the MAC and community of appointments once action memo is approved



TEXAS
Health and Human
Services

Texas Department of State
Health Services

Rules Change Update

Texas HIV State Pharmacy Assistance Program and Texas HIV Medication Program

Title 25, Chapter 98, Subchapters A and C, Division 1

- Rules change includes the following:
 - Includes the Texas Insurance Assistance Program (TIAP).
 - Merges State Pharmacy Assistance Program (SPAP) and Texas HIV Medication Rules into one set of rules.
 - Removes a specific FPL from the rules, this will be determined at the department level instead.
 - Removes spend down and replaces it with a standard deduction.
 - Updates language to reflect current structure of program.
- The informal comment period was extended from July 7th to July 16, 2021.
- A second, formal comment period will be when they are posted on the Texas Register for 30 days.



TEXAS
Health and Human Services

Texas Department of State
Health Services



TEXAS
Health and Human
Services

Texas Department of State
Health Services

Data Update on Demographics and Actuarial Projections

ADAP Utilization



TEXAS

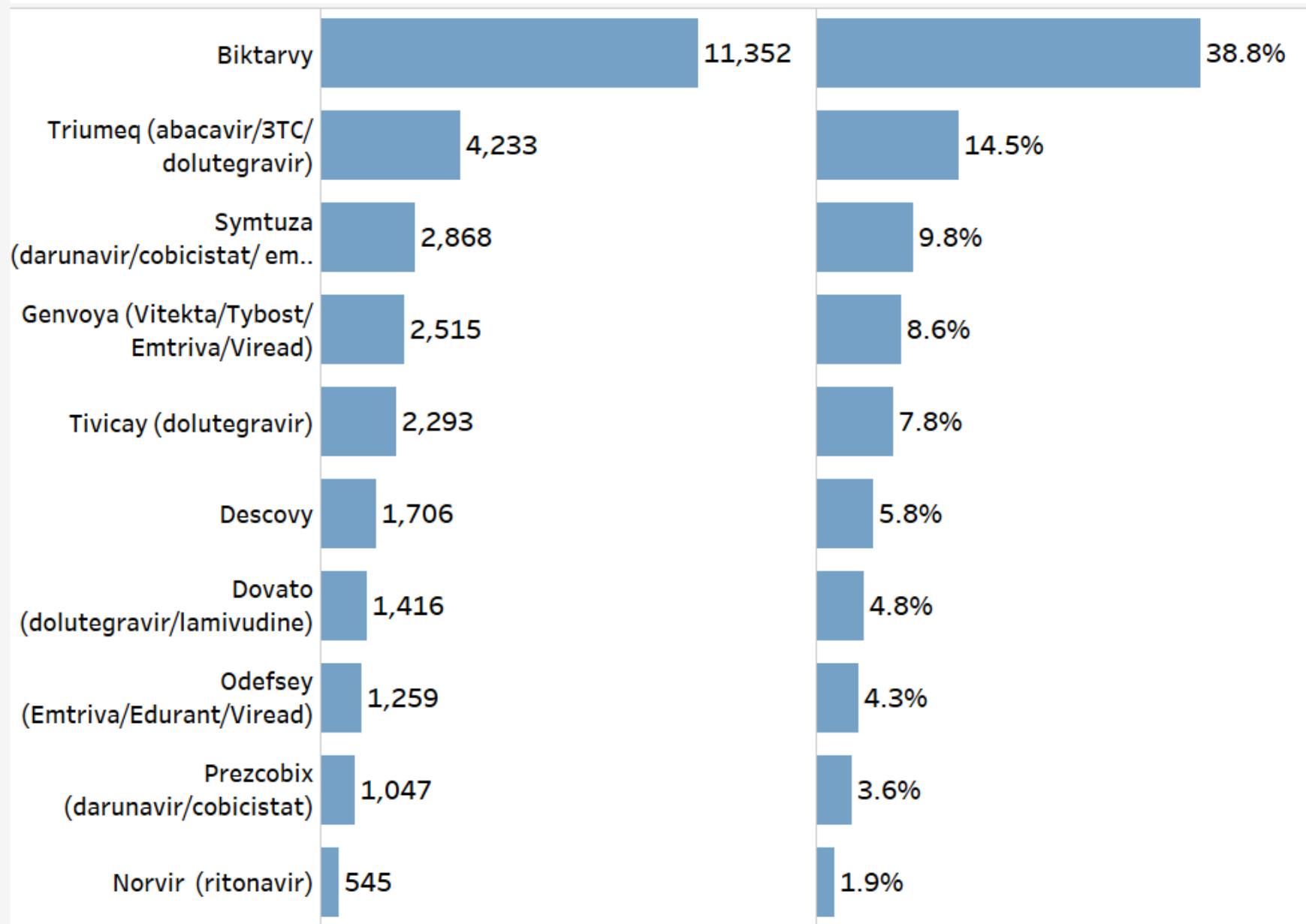
Health and Human

Texas Department
Health Services

Month	Total Client Served	Total Prescriptions Filled
September 2020	8,001	10,143
October 2020	7,744	9,808
November 2020	9,659	12,378
December 2020	12,546	16,983
January 2021	10,350	13,156
February 2021	8,768	11,029
March 2021	10,821	14,429
April-2021	10,773	14,003
May 2021	10,166	13,078

THMP Medications Ordered for Q2 2021

Medications Ordered N=35,208

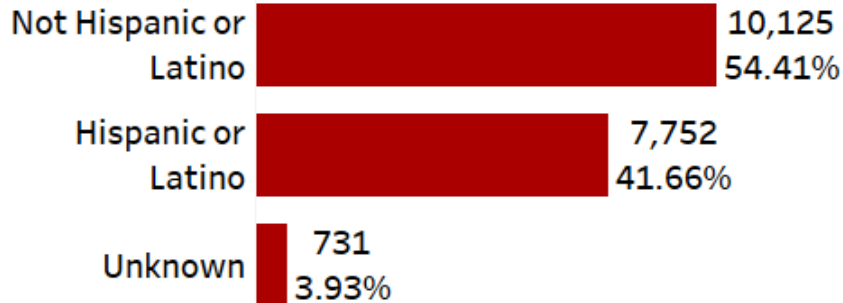


Texas HIV Medication Program Fact Sheet

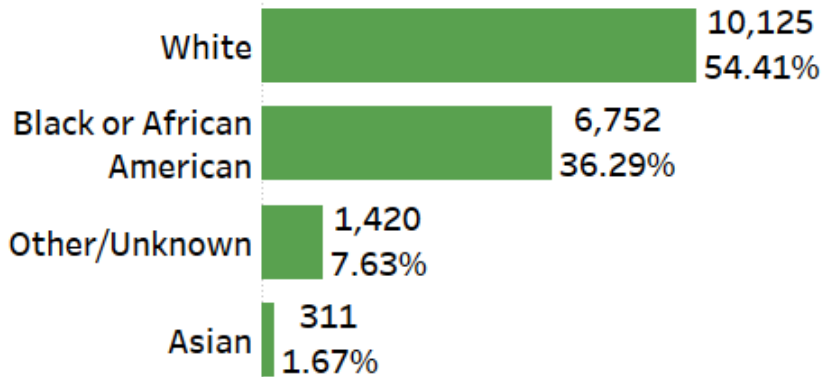
April 1, 2021- June 30, 2021

Total Clients = 18,608

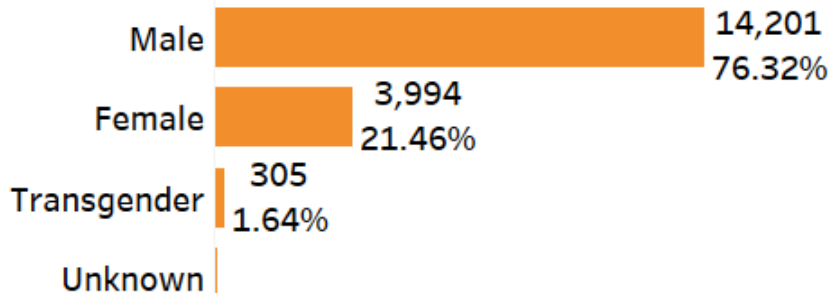
Reported Ethni..



Reported Race



Reported Gen..



ADAP
16,126
86.66%

SPAP
2,018
10.84%

TIAP
464
2.49%

Projected ADAP Data

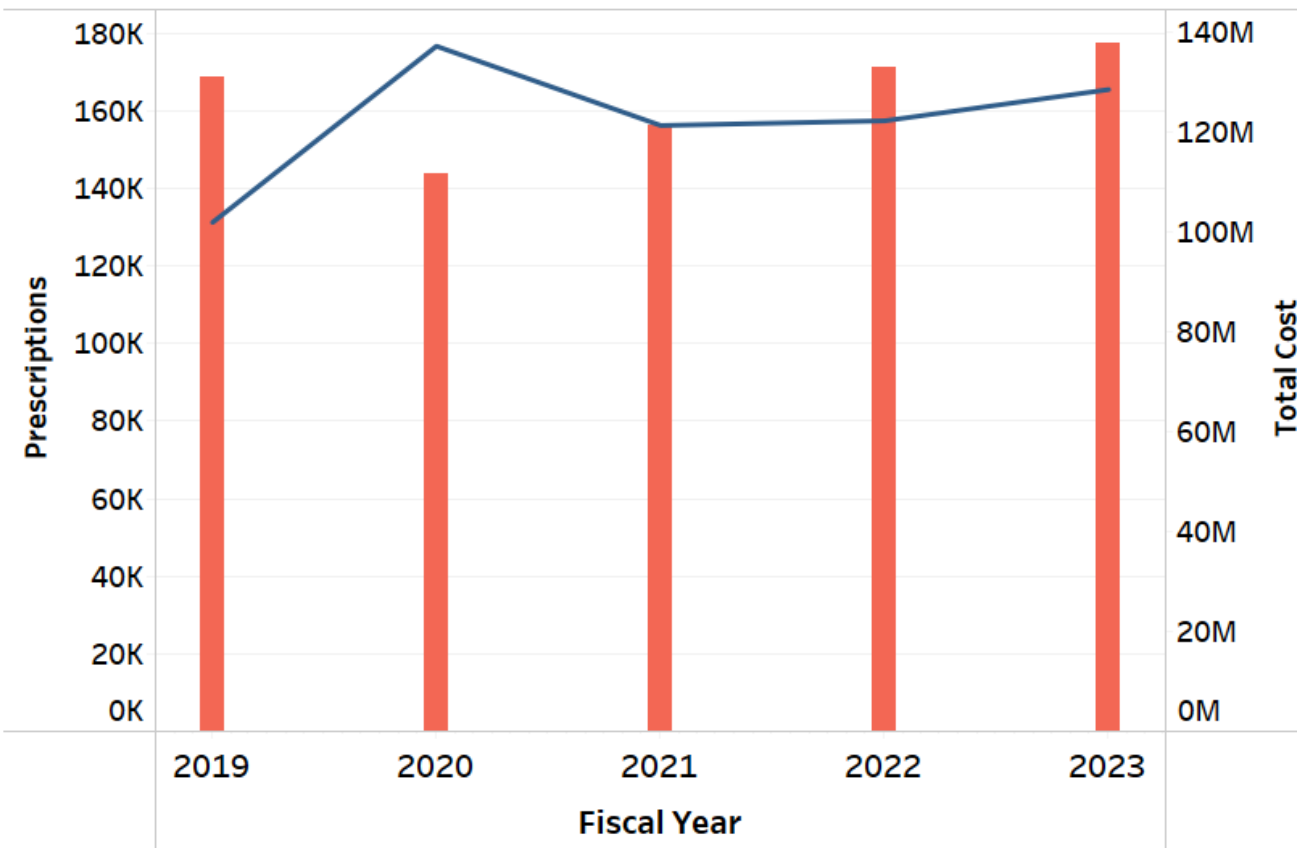
Measure Names

- Prescriptions
- Total Cost

Clients by Fiscal Year

2019	2020	2021	2022	2023
18,122	20,895	21,096	21,608	22,364

Total Cost and Prescriptions



Data From Texas HIV Medication Interface, July 11, 2021. Projections from Rudd and Wisdom, July 13, 2021. Graph created by Matthew Estes, Epidemiologist II, Program Informatics & Evaluation; TB/HIV/STD Section

SPAP Projections



TEXAS

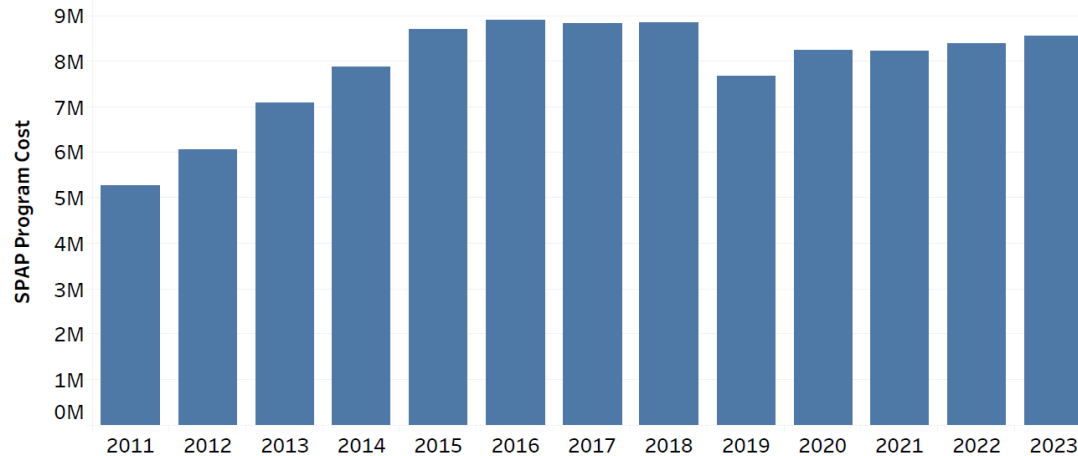
Health and Human Services

Texas Department of State
Health Services

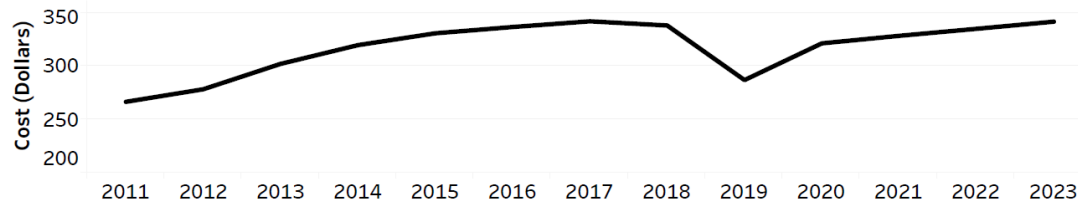
Clients Per Year

2011	2012	2013	2014	2015	2016	2017	2018	2019	2020	2021	2022	2023
1,651	1,813	1,960	2,052	2,194	2,205	2,153	2,183	2,235	2,141	2,088	2,088	2,088

Total Cost in Millions Per Year



Average Cost Per Client by Year



TIAP Projections



TEXAS

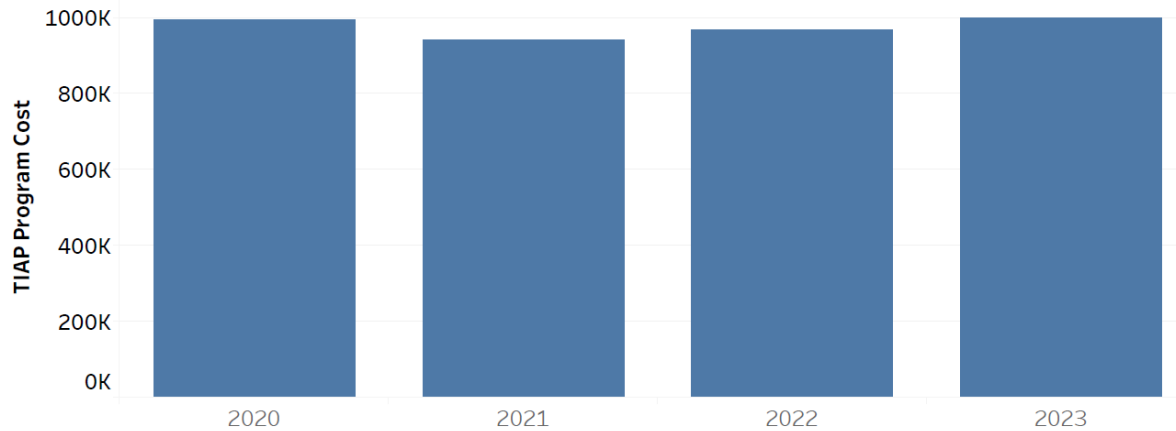
Health and Human Services

Texas Department of State
Health Services

Clients Per Year

2020	2021	2022	2023
458	436	441	445

Total Cost in Millions Per Year



Average Cost Per Client by Year





TEXAS
Health and Human
Services

Texas Department of State
Health Services

Update on Cabenuva Pilot
