



DSHS Arbovirus Activity Report
Week #48 (ending December 5, 2015)
Report Date: December 8, 2015

Table 1. Arbovirus Activity Summary, Texas, Weeks 1-48

Disease	Positive Mosquito Pools	Avian	Equine	Sentinel Chicken	Human						TOTAL
					Febrile Illness	Neurologic Illness	Severe Dengue	TOTAL (HUMAN)	Deaths	PVD‡	
CHIKV					38			38			38
DENV					21		2	23			23
EEEV			8	28							36
SLEV	4			1							5
WNV	1533	14	28	1	71	177		248	9	28	1824
OTHER ARBOVIRUS*	3										3
TOTAL REPORTS	1540	14	36	30	130	177	2	309	9	28	1929

CHIKV - Chikungunya Virus

DENV - Dengue Virus

EEEV - Eastern Equine Encephalitis Virus

SLEV - Saint Louis Encephalitis Virus

WNV - West Nile Virus

*Other Arbovirus - Tensaw, Bunyamwera or California Serogroup viruses

‡PVD - Presumptive viremic blood donors are people who had no symptoms at the time of donating blood through a blood collection agency, but whose blood tested positive when screened for the presence of WNV. Unless they meet the case reporting criteria, they are not counted as a case for official reporting purposes and are not included in the "total reports" column.

Table 2. Arbovirus Activity by County, Weeks 1-48

County	CHIKV*		DENV*		EEEV				SLEV			WNV								OTHER ARBOVIRUS		COUNTY TOTAL	
	M	H	M	H	M	E	SC	H	M	SC	H	M	A	E	SC	H				M	H		
																WNF	WNND	PVD‡	TOTAL				
Anderson																		1	1	1			1
Angelina																		4		4			4
Armstrong																		2		2			2
Atascosa															1								1
Bailey																	1			1			1
Bastrop				1																			1
Baylor																		4		4			4
Bell		1										1											2
Bexar		2										7					3	1	1	4			13
Bosque		1																					1
Brazoria												5									1		6
Briscoe																	2			2			2
Calhoun																		1		1			1
Cameron		1										1											2
Carson																		1		1			1
Cass																	1	1		2			2
Castro																	2			2			2
Chambers															1								1
Clay																		1		1			1
Collin		2		2								24					2	3		5			33
Concho																		1		1			1
Cooke												7											7
Dallam																			1				

County	CHIKV*		DENV*		EEEV				SLEV			WNV								OTHER ARBOVIRUS		COUNTY TOTAL
	M	H	M	H	M	E	SC	H	M	SC	H	M	A	E	SC	H				M	H	
																WNF	WNND	PVD‡	TOTAL			
Dallas		8		2								443				12	11	2	23			476
Dawson																	1		1			1
Denton		1		2								45				5	5		10			58
Eastland																	1		1			1
El Paso		2		2					3			16				2	14	1	16			39
Ellis												3										3
Erath														1								1
Falls																1			1			1
Floyd																1	4	1	5			5
Fort Bend		1		1								13					1	1	1			16
Franklin		1																				1
Freestone														1			1		1			2
Galveston		1					28			1		2			1					2		35
Gonzales																	1		1			1
Gray																	1		1			1
Grayson												6										6
Gregg																1	2	1	3			3
Grimes																1			1			1
Guadalupe																	1		1			1
Hansford																1			1			1
Harris		6		6								405	14	2		8	22	8	30			463
Hays		1										1					1		1			3
Henderson		1															1		1			2
Hidalgo		1															1		1			2

County	CHIKV*		DENV*		EEEV				SLEV			WNV							OTHER ARBOVIRUS		COUNTY TOTAL			
	M	H	M	H	M	E	SC	H	M	SC	H	M	A	E	SC	H				M		H		
																WNF	WNND	PVD‡	TOTAL					
Houston														1										1
Hunt		1										8				1							1	10
Hutchinson														1										1
Jasper						2																		2
Jefferson												3		2		1	1						2	7
Jim Hogg														1										1
Jim Wells																	1						1	1
Johnson												22					2	1					2	24
Kaufman															1	1							2	2
King														1										1
Kleberg																	1						1	1
Lavaca														1										1
Liberty						3								2										5
Lubbock									1			11				3	9						12	24
Martin																	1	1					1	1
Matagorda														1		1							1	2
Midland														1										1
Montgomery												62				8	7	2					15	77
Moore																	2						2	2
Motley																1							1	1
Nacogdoches																		1					1	1
Newton						2											1						1	3
Nueces												5												5
Oldham																1							1	1
Orange						1								1				1						2

County	CHIKV*		DENV*		EEEV				SLEV			WNV								OTHER ARBOVIRUS		COUNTY TOTAL	
	M	H	M	H	M	E	SC	H	M	SC	H	M	A	E	SC	H				M	H		
																WNF	WNND	PVD‡	TOTAL				
Parker														1				2		2			3
Potter																	2	4	1	6			6
Randall				1										1			1	8	3	9			11
Reeves																			1				
Robertson														2									2
Rockwall												6											6
Runnels																	1			1			1
Rusk																		1		1			1
San Jacinto																		1		1			1
Scurry																	1	1		2			2
Sherman																		1		1			1
Smith														1				3		3			4
Sterling														1									1
Swisher																		1		1			1
Tarrant		1		1								422					4	26		30			454
Taylor												1					1	1		2			3
Tom Green																		1		1			1
Travis		4		5																			9
Trinity														1									1
Upshur														1				1		1			2
Uvalde																		1		1			1
Val Verde																		1		1			1
Victoria														1				1		1			2
Walker		1																1		1			2
Waller														1				1		1			2

County	CHIKV*		DENV*		EEEV				SLEV			WNV								OTHER ARBOVIRUS		COUNTY TOTAL
	M	H	M	H	M	E	SC	H	M	SC	H	M	A	E	SC	H				M	H	
																WNF	WNND	PVD‡	TOTAL			
Webb																	1		1			1
Wheeler																	2		2			2
Wichita												12				1	2		3			15
Williamson		1										2										3
Wise																		1				
Zavala																	1		1			1
Total Number of Reports	0	38	0	23	0	8	28	0	4	1	0	1533	14	28	1	71	177	28	248	3	0	1929

M - mosquito A-avian E-equine SC- sentinel chicken H- human

CHIKV - Chikungunya Virus

DENV - Dengue Virus

EEEV - Eastern Equine Encephalitis Virus

SLEV - Saint Louis Encephalitis Virus

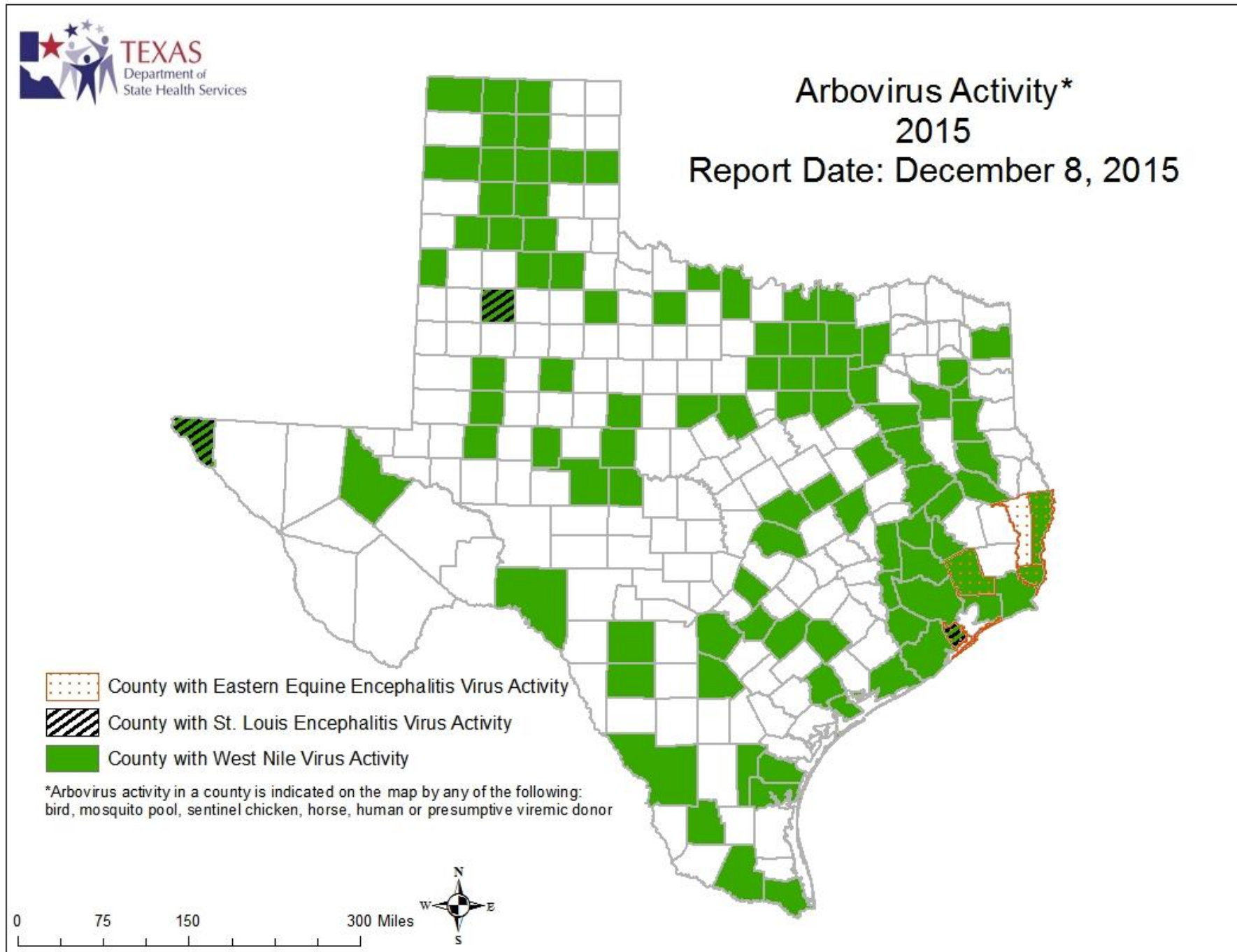
WNV - West Nile Virus

OTHER ARBOVIRUS - Tensaw, Bunyamwera or California Serogroup viruses

*All reported cases are imported.

‡Presumptive viremic blood donors (PVDs) are not included in any of the "total columns".

Figure 1. Texas Counties Reporting any Arbovirus Activity, Weeks 1-48



A Texas map showing the names of each County is available at www.dshs.state.tx.us/regions/stregctymap.pdf

Figure 2. Epidemiologic Curve of Mosquito WNV Activity, 2013-2015

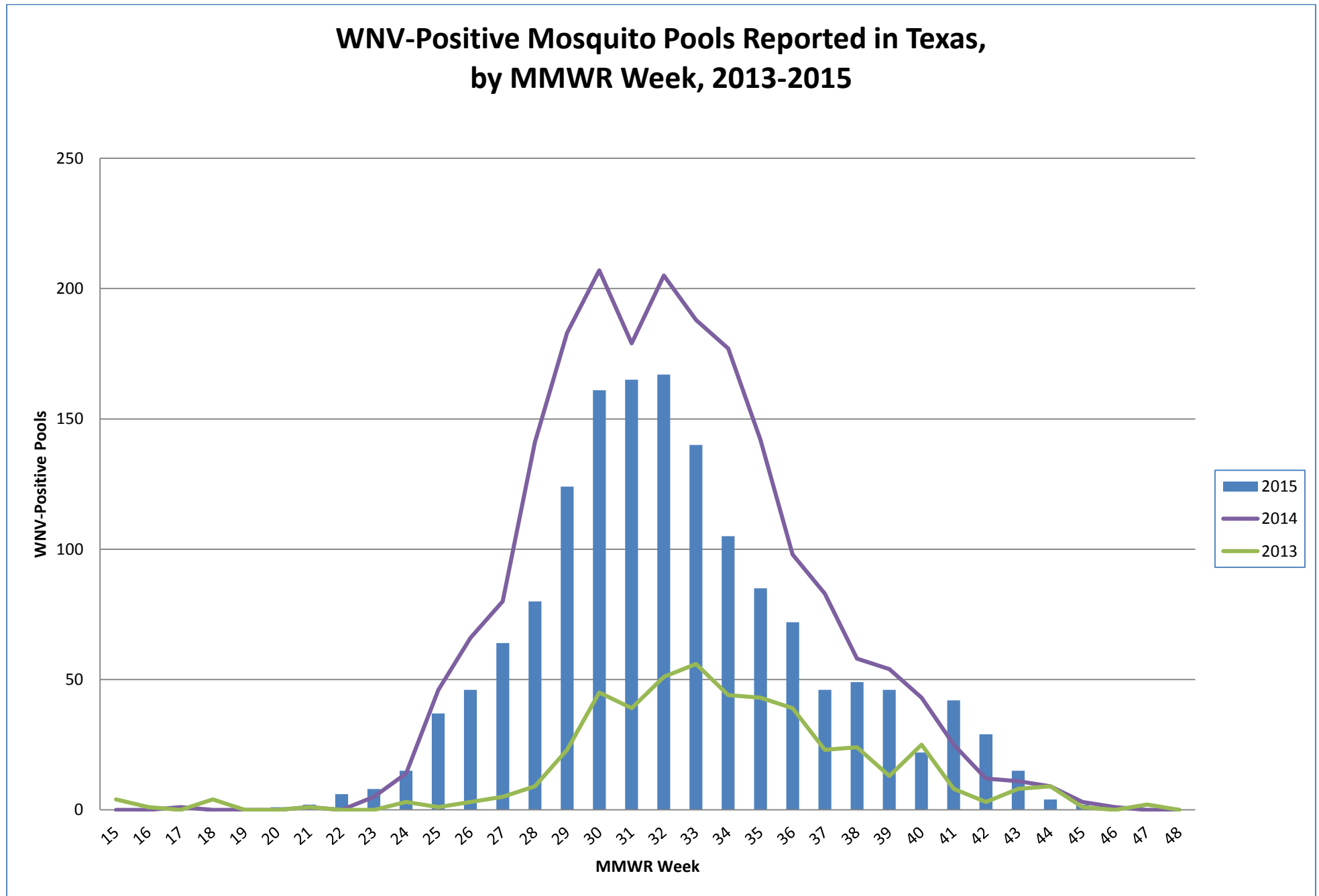
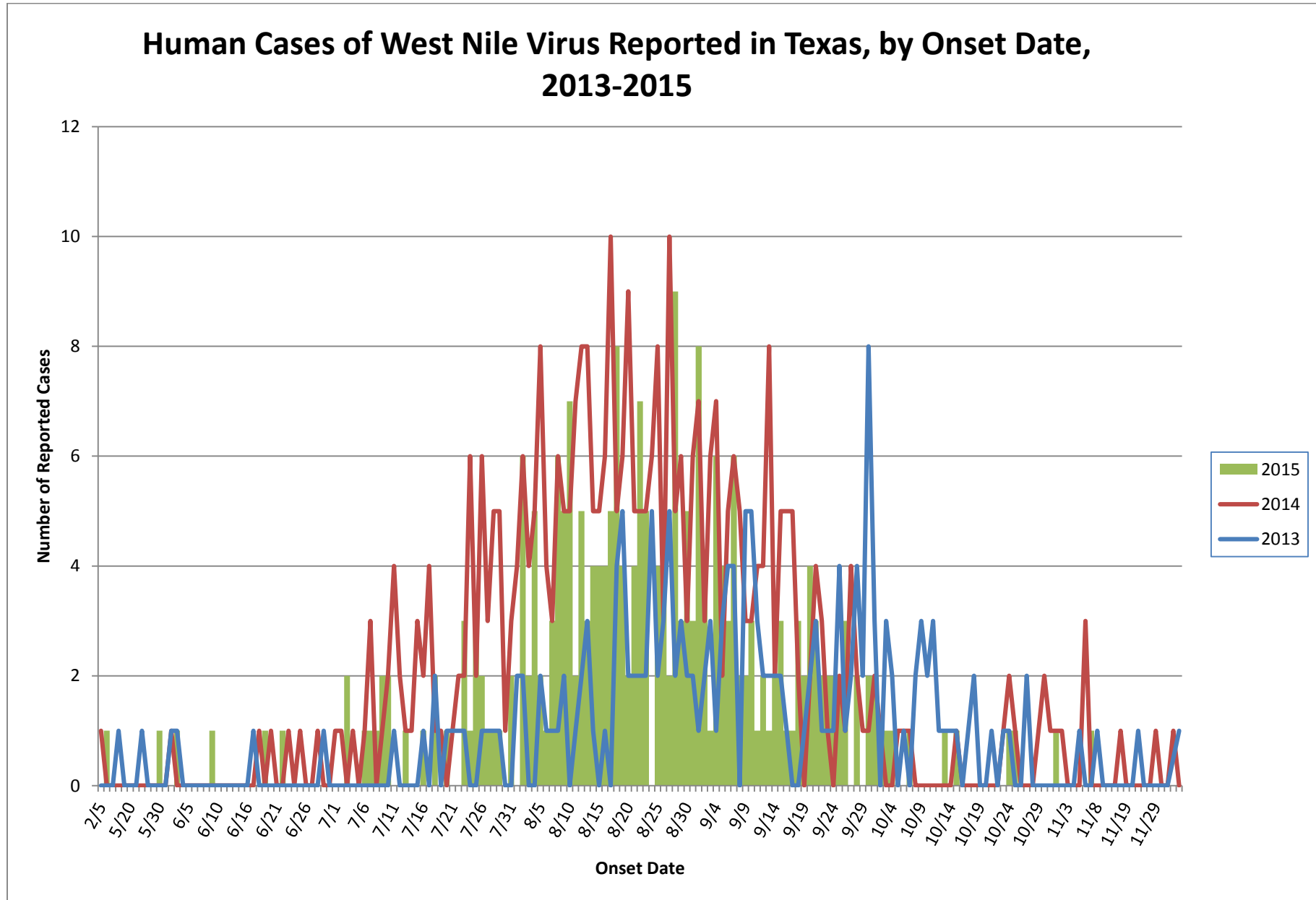


Figure 3. Epidemiologic Curve of Human WNV Activity, 2013-2015



For more detailed information about arboviruses found in Texas, please visit <http://www.dshs.state.tx.us/idcu/disease/arboviral/>.