



**DSHS Arbovirus Activity Report**  
**Week #23 (ending June 13, 2015)**  
**Report Date: June 16, 2015**

**Table 1. Arbovirus Activity Summary, Texas, Weeks 1-23**

Disease	Positive Mosquito Pools	Avian	Equine	Sentinel Chicken	Human						TOTAL
					Febrile Illness	Neurologic Illness	Hemorrhagic Fever	TOTAL (HUMAN)	Deaths	PVD‡	
<b>CHIKV</b>					9			9			9
<b>DENV</b>					3			3			3
<b>EEEV</b>								0			0
<b>SLEV</b>				1				0			1
<b>WNV</b>	9					1		1			10
<b>OTHER ARBOVIRUS*</b>	1										1
<b>TOTAL REPORTS</b>	<b>10</b>	<b>0</b>	<b>0</b>	<b>1</b>	<b>12</b>	<b>1</b>	<b>0</b>	<b>13</b>	<b>0</b>	<b>0</b>	<b>24</b>

CHIKV - Chikungunya Virus

DENV - Dengue Virus

EEEV - Eastern Equine Encephalitis Virus

SLEV - Saint Louis Encephalitis Virus

WNV - West Nile Virus

\*Other Arbovirus - Tensaw virus

‡PVD - Presumptive viremic blood donors are people who had no symptoms at the time of donating blood through a blood collection agency, but whose blood tested positive when screened for the presence of WNV. Unless they meet the case reporting criteria, they are not counted as a case for official reporting purposes and are not included in the "total reports" column.

**Table 2. Arbovirus Activity by County, Weeks 1-23**

County	CHIKV*		DENV*		EEEV				SLEV			WNV								OTHER ARBOVIRUS		COUNTY TOTAL**	
	M	H	M	H	M	E	SC	H	M	SC	H	M	A	E	SC	H				M	H		
																WNF	WNND	PVD‡	TOTAL				
Dallas		2										8											10
El Paso		1																					1
Fort Bend		1																					1
Galveston										1											1		2
Harris		2		1														1				1	4
Randall				1																			1
Tarrant		1		1								1											3
Travis		2																					2
Total Number of Reports	0	9	0	3	0	0	0	0	0	1	0	7	0	0	0	0	0	1	0	1	1	0	24

M - mosquito A-avian E-equine SC- sentinel chicken H- human

CHIKV - Chikungunya Virus

DENV - Dengue Virus

EEEV - Eastern Equine Encephalitis Virus

SLEV - Saint Louis Encephalitis Virus

WNV - West Nile Virus

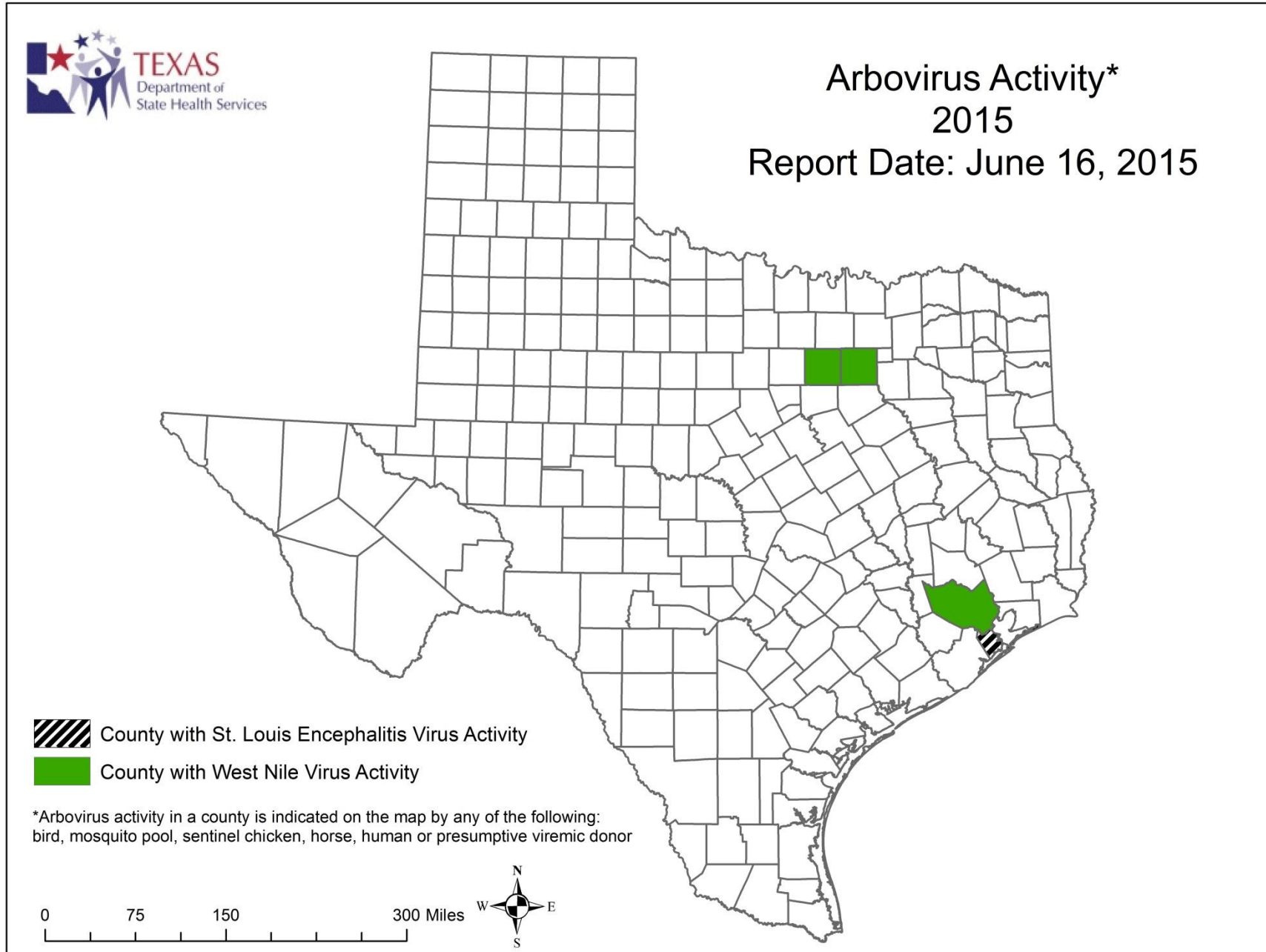
OTHER ARBOVIRUS - Tensaw virus

\*All reported cases are imported.

\*\*Total may not equal the sum of the contributing subtotals because some counties will have reports from multiple species and/or for multiple diseases or disease syndromes.

‡Presumptive viremic blood donors (PVDs) are not included in any of the "total columns".

Figure 1. Texas Counties Reporting any Arbovirus Activity, Weeks 1-23



A Texas map showing the names of each County is available at [www.dshs.state.tx.us/regions/stregctymap.pdf](http://www.dshs.state.tx.us/regions/stregctymap.pdf).

Figure 2. Epidemiologic Curve of Mosquito WNV Activity, 2013-2015

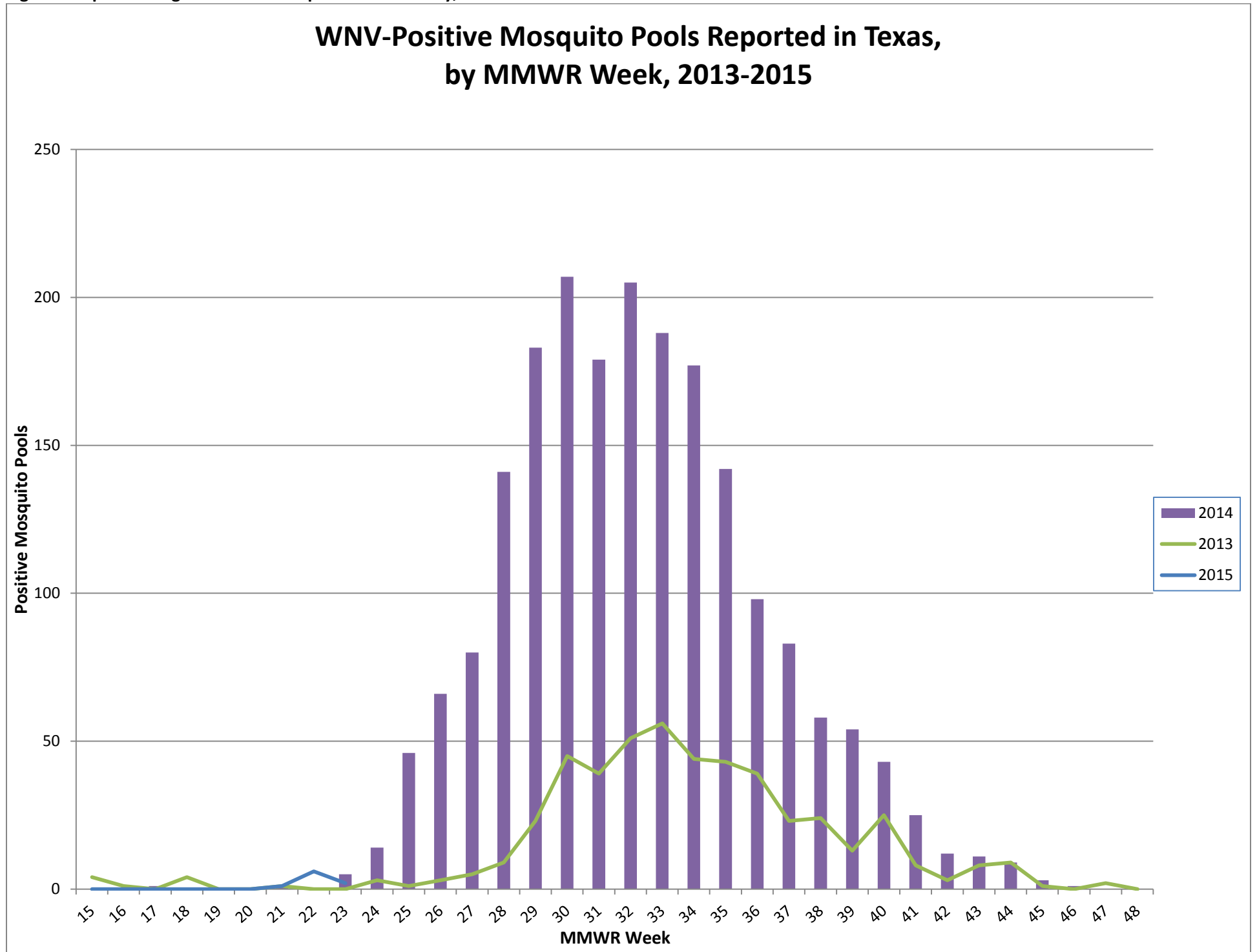
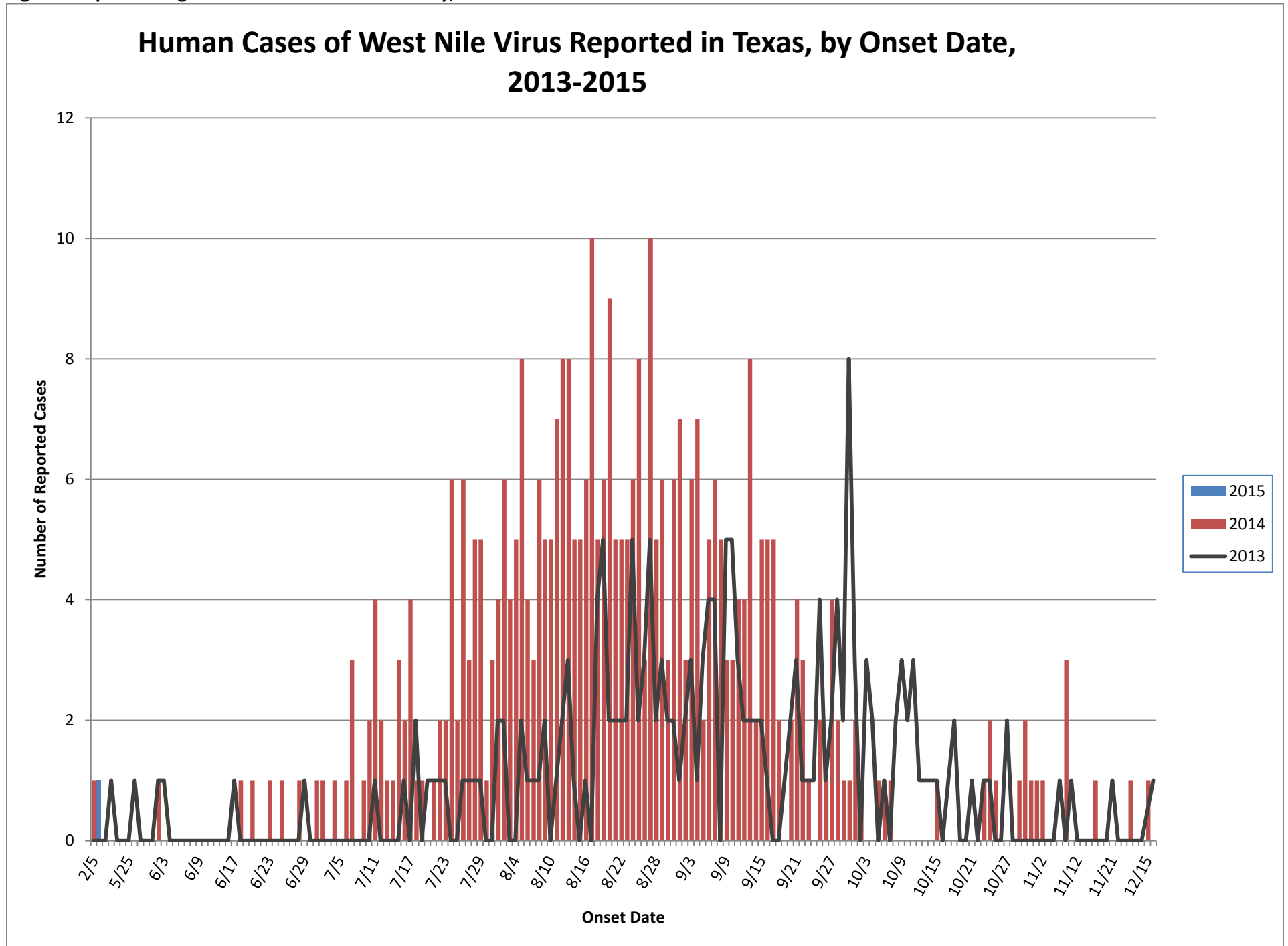


Figure 3. Epidemiologic Curve of Human WNV Activity, 2013-2015



For more detailed information about arboviruses found in Texas, please visit <http://www.dshs.state.tx.us/idcu/disease/arboviral/>.