



DSHS Arbovirus Activity Report
Week #42 (ending October 24, 2015)
Report Date: October 27, 2015

Table 1. Arbovirus Activity Summary, Texas, Weeks 1-42

Disease	Positive Mosquito Pools	Avian	Equine	Sentinel Chicken	Human						TOTAL
					Febrile Illness	Neurologic Illness	Severe Dengue	TOTAL (HUMAN)	Deaths	PVD‡	
CHIKV					31			31			31
DENV					16		2	18			18
EEEV			8	24				0			32
SLEV	4			1				0			5
WNV	1498	14	22		62	156		218	9	28	1752
OTHER ARBOVIRUS*	3										3
TOTAL REPORTS	1505	14	30	25	109	156	2	267	9	28	1841

CHIKV - Chikungunya Virus

DENV - Dengue Virus

EEEV - Eastern Equine Encephalitis Virus

SLEV - Saint Louis Encephalitis Virus

WNV - West Nile Virus

*Other Arbovirus - Tensaw, Bunyamwera or California Serogroup viruses

‡PVD - Presumptive viremic blood donors are people who had no symptoms at the time of donating blood through a blood collection agency, but whose blood tested positive when screened for the presence of WNV. Unless they meet the case reporting criteria, they are not counted as a case for official reporting purposes and are not included in the "total reports" column.

Table 2. Arbovirus Activity by County, Weeks 1-42

County	CHIKV*		DENV*		EEEV				SLEV			WNV							OTHER ARBOVIRUS		COUNTY TOTAL	
	M	H	M	H	M	E	SC	H	M	SC	H	M	A	E	SC	H				M		H
																WNF	WNND	PVD‡	TOTAL			
Anderson																	1	1	1			1
Angelina																	4		4			4
Armstrong																	1		1			1
Atascosa														1								1
Bastrop				1																		1
Baylor																	4		4			4
Bell												1										1
Bexar		2										7				2	1	1	3			12
Brazoria												5								1		6
Briscoe																1			1			1
Calhoun																	1		1			1
Cameron		1										1										2
Carson																	1		1			1
Cass																1	1		2			2
Castro																2			2			2
Chambers														1								1
Clay																	1		1			1
Collin		2		1								22				1	3		4			29
Concho																	1		1			1
Cooke												7										7
Dallam																		1				
Dallas		6		1								430				12	11	2	23			460
Dawson																	1		1			1
Denton		1		1								45				3	5		8			55
Eastland																	1		1			1

County	CHIKV*		DENV*		EEEV				SLEV			WNV								OTHER ARBOVIRUS		COUNTY TOTAL	
	M	H	M	H	M	E	SC	H	M	SC	H	M	A	E	SC	H				M	H		
																WNF	WNND	PVD‡	TOTAL				
Jim Wells																		1		1			1
Johnson												22						2	1	2			24
Kaufman																1	1		2			2	
King														1									1
Kleberg																		1		1			1
Liberty							3									2							5
Lubbock										1		11					3	8		11			23
Martin																		1	1	1			1
Matagorda																	1			1			1
Midland														1									1
Montgomery												60					7	6	2	13			73
Moore																		1		1			1
Motley																	1			1			1
Nacogdoches																		1		1			1
Newton							2											1		1			3
Nueces												4											4
Oldham																	1			1			1
Orange							1								1				1				2
Parker																1		2		2			3
Potter																1			1	1			1
Randall				1												1	10	3	11				13
Reeves																			1				
Robertson																2							2
Rockwall												6											6
Runnels																	1			1			1
San Jacinto																		1		1			1
Scurry																	1	1		2			2

County	CHIKV*		DENV*		EEEV				SLEV			WNV								OTHER ARBOVIRUS		COUNTY TOTAL
	M	H	M	H	M	E	SC	H	M	SC	H	M	A	E	SC	H				M	H	
																WNF	WNND	PVD‡	TOTAL			
Smith																	2		2			2
Swisher																	1		1			1
Tarrant		1		1								412				3	21		24			438
Taylor												1				1	1		2			3
Tom Green																	1		1			1
Travis		4		4																		8
Trinity														1								1
Uvalde																	1		1			1
Val Verde																	1		1			1
Victoria														1			1		1			2
Walker		1															1		1			2
Waller																	1		1			1
Webb																	1		1			1
Wheeler																	1		1			1
Wichita												12				1	2		3			15
Williamson		1																				1
Wise																		1				
Zavala																	1		1			1
Total Number of Reports	0	31	0	18	0	8	24	0	4	1	0	1498	14	22	0	62	156	28	218	3	0	1841

M - mosquito A-avian E-equine SC- sentinel chicken H- human

CHIKV - Chikungunya Virus

DENV - Dengue Virus

EEEV - Eastern Equine Encephalitis Virus

SLEV - Saint Louis Encephalitis Virus

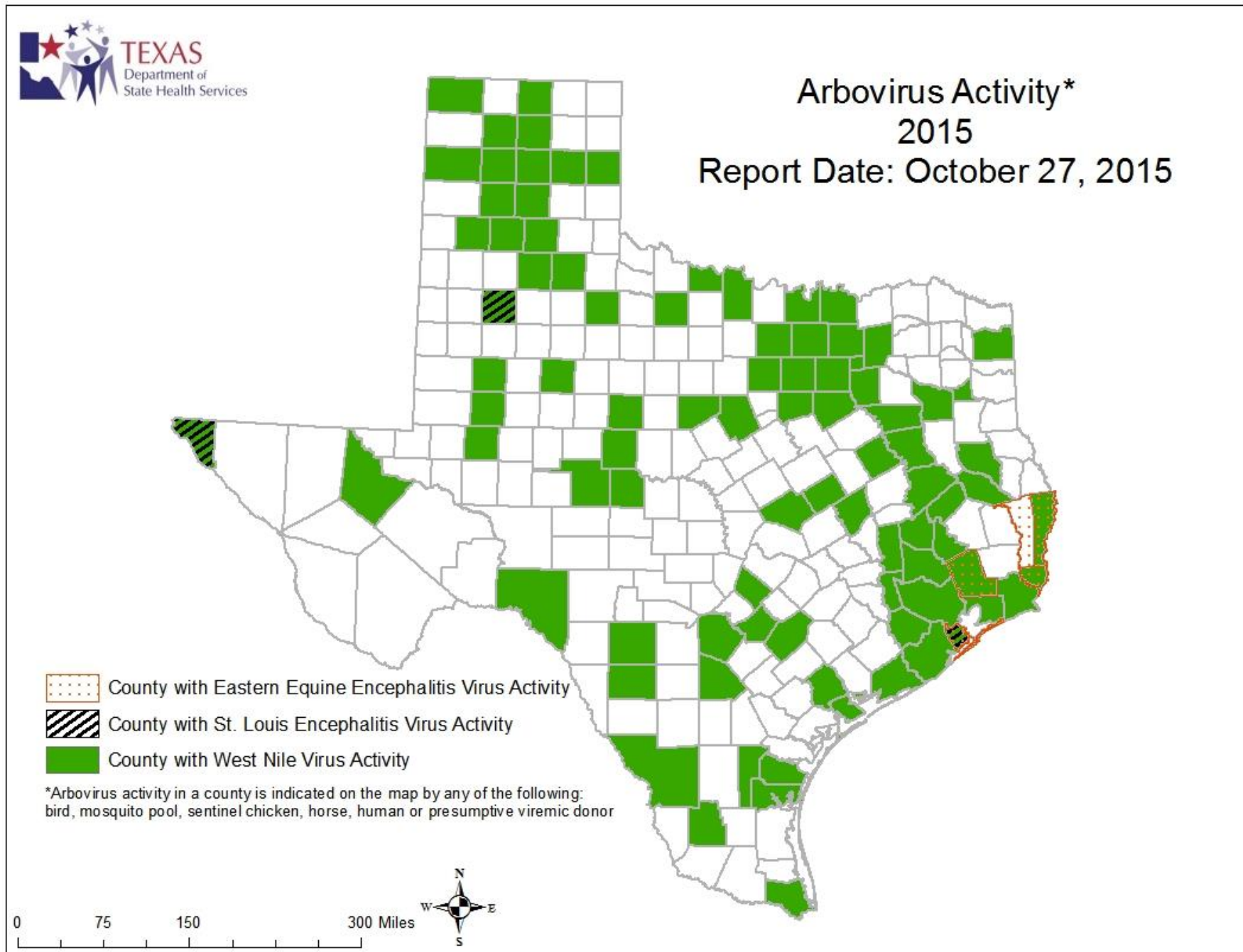
WNV - West Nile Virus

OTHER ARBOVIRUS - Tensaw, Bunyamwera or California Serogroup viruses

*All reported cases are imported.

‡Presumptive viremic blood donors (PVDs) are not included in any of the "total columns".

Figure 1. Texas Counties Reporting any Arbovirus Activity, Weeks 1-42



A Texas map showing the names of each County is available at www.dshs.state.tx.us/regions/stregctymap.pdf

Figure 2. Epidemiologic Curve of Mosquito WNV Activity, 2013-201

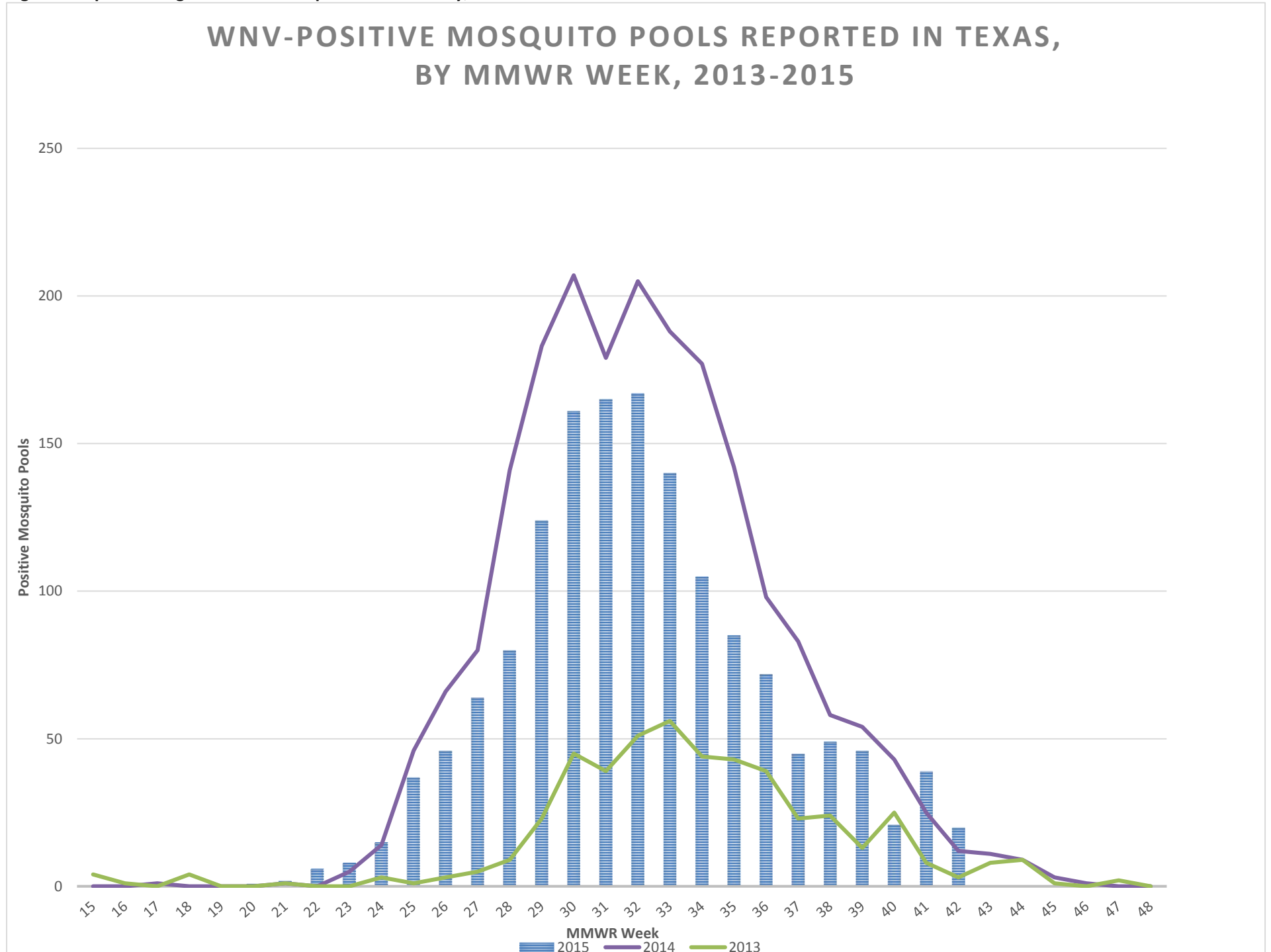
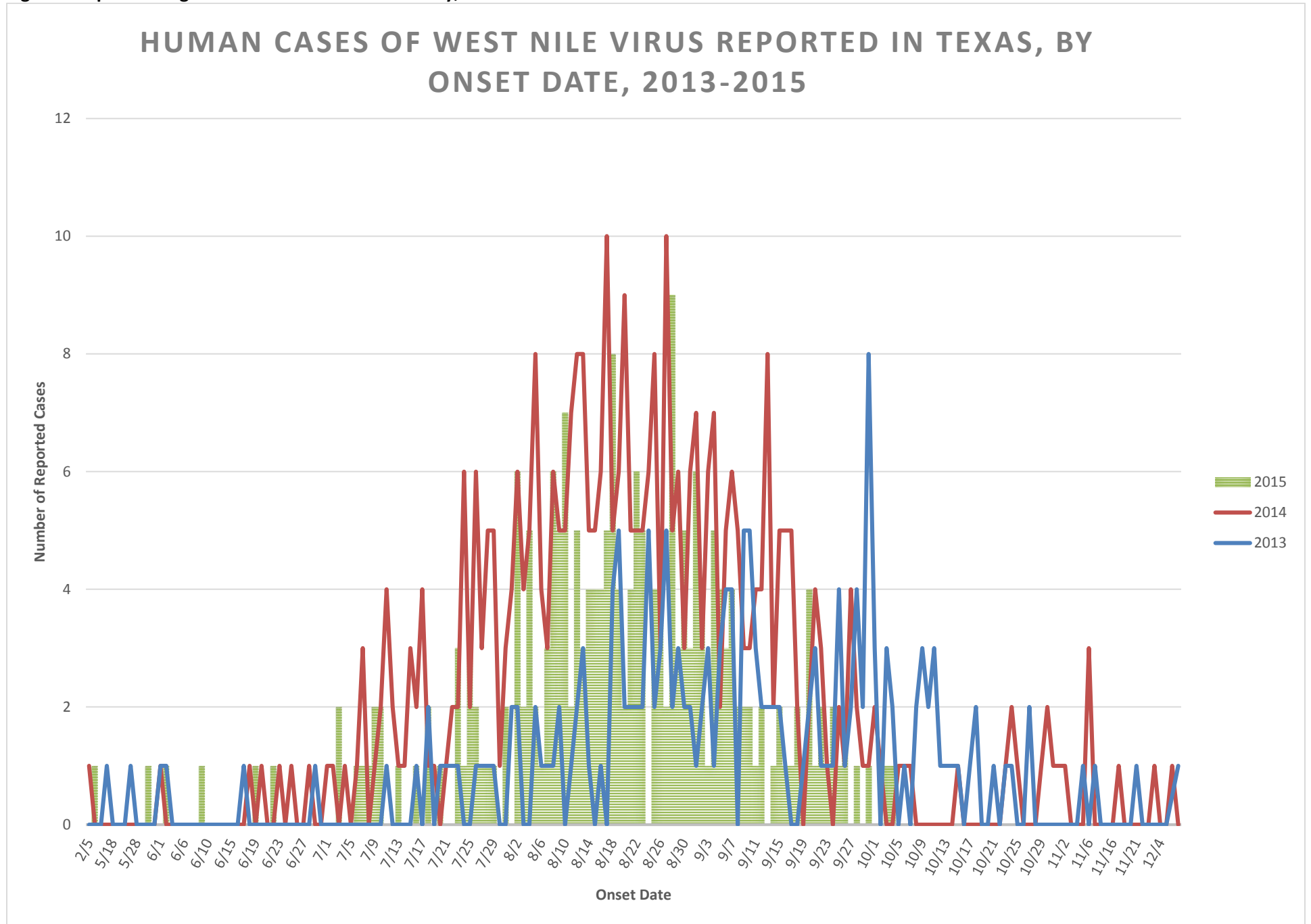


Figure 3. Epidemiologic Curve of Human WNV Activity, 2013-2015



For more detailed information about arboviruses found in Texas, please visit <http://www.dshs.state.tx.us/idcu/disease/arboviral/>.