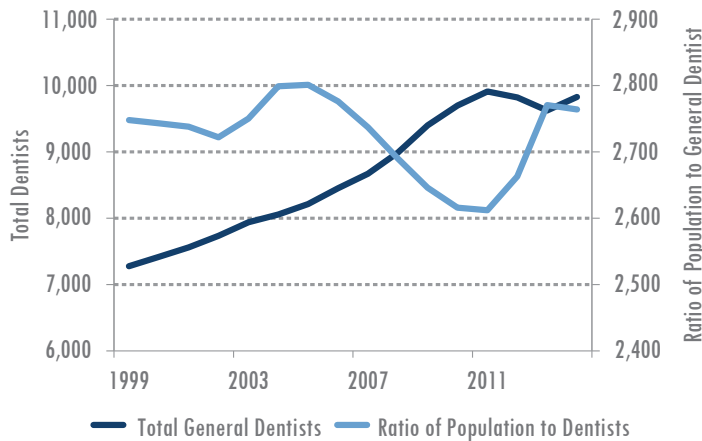




Dentists (General)

2014

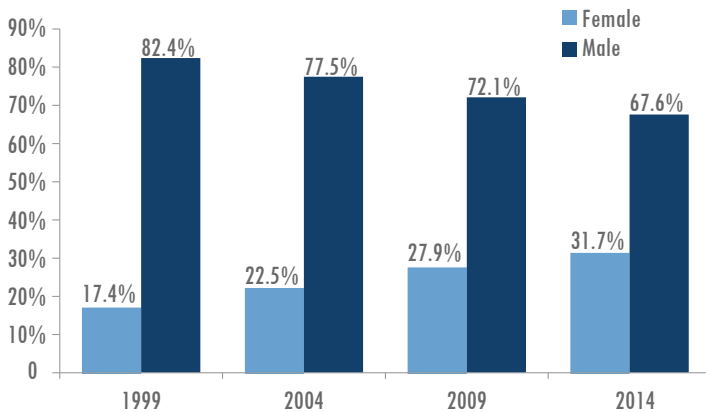
General Dentist¹ Growth Trends



In 2014, there were 9,827 actively licensed general dentists practicing in Texas.

- This number represented a 22.0% increase since 2004.
- Though the number of general dentists has been increasing, Texas still only had 87.0% of the national average.

Gender of General Dentists

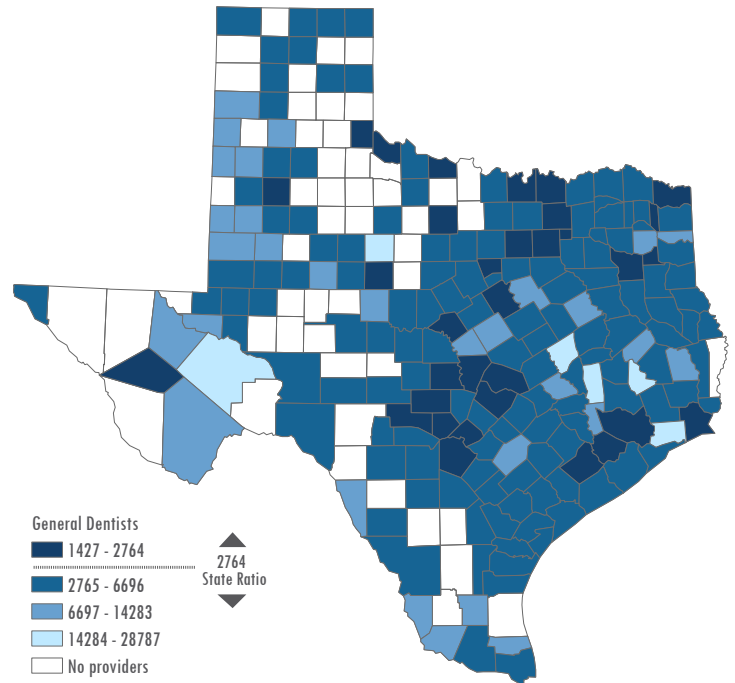


The proportion of female general dentists has been increasing over the past fifteen years while the proportion of male general dentists has been decreasing.

- Since 2004, the proportion of females in the general dentist workforce has increased 40.8%.
- Since 2004, the proportion of males in the general dentist workforce has decreased 12.8%.

¹ The Health Professions Resource Center defines general dentists as those indicating a specialty in general, pediatric, or public health dentistry.

Ratio of Texas Population to General Dentist, by County



Geographic Designation	Ratio of Population to General Dentist
Metropolitan	2,627
Non-metropolitan	4,603
Border	5,435
Non-border	2,615
Texas	2,764

General dentists were not evenly distributed throughout the state.

- There was a 54.7% difference between the number of general dentists in metropolitan areas and non-metropolitan areas even after controlling for population differences.
- There was a 70.1% difference between the number of general dentists in border areas and non-border areas even after controlling for population differences.



Age Distribution of General Dentists, by Gender

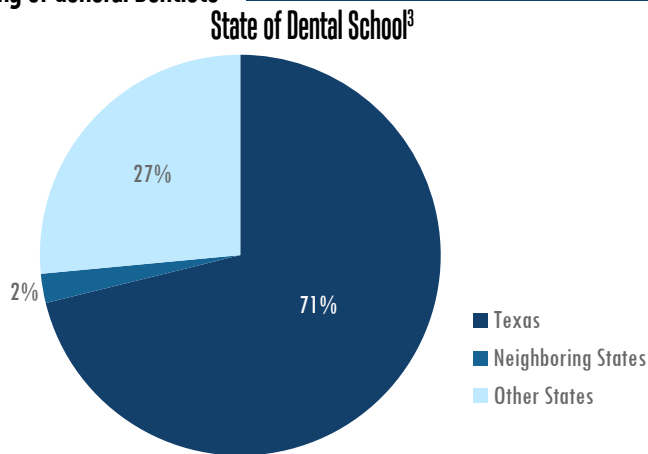
Age Group	Female	Male	Total
≤30	176	146	322
31-35	638	650	1,288
36-40	656	765	1,421
41-45	528	701	1,229
46-50	344	567	911
51-55	300	666	966
56-60	260	979	1,239
61-65	152	973	1,125
>65	62	1,200	1,262
Total	3,116	6,647	9,763²

Within ten years, 37.1% of the general dentist workforce will be at or past retirement age.

- 12.9% of active general dentists in Texas were older than 65 years of age in 2014.
- 24.2% were between the ages of 56 and 65.
- Among dentists over 55 years of age, males comprised 86.9% of the workforce.

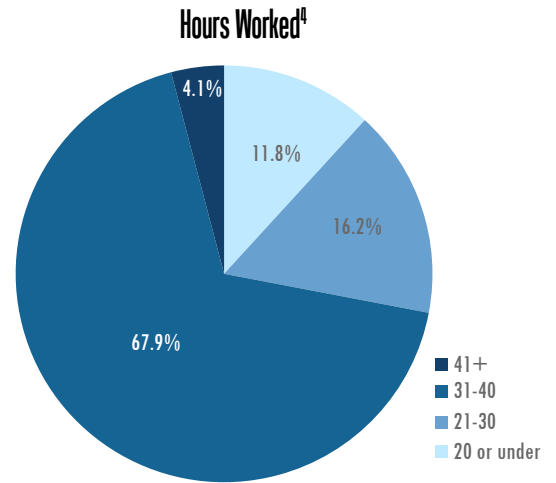
² Age data were available for only 9,763 of the state's 9,827 general dentists.

Training of General Dentists

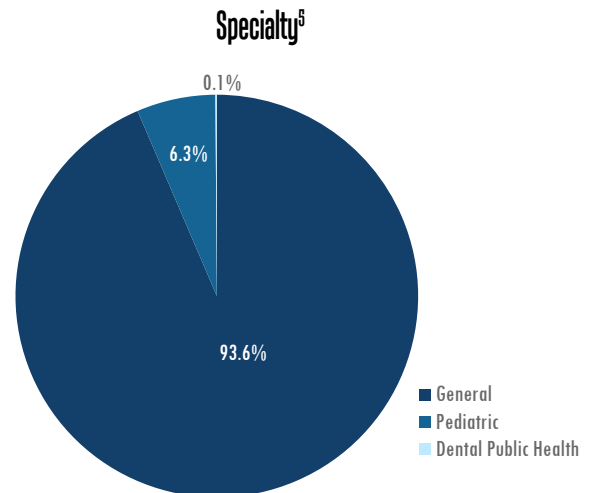


³ Among students indicating attendance at a dental school in the U.S.

Employment Characteristics of General Dentists



⁴ Among those indicating hours worked per week.



⁵ Among those indicating a dental specialty.