



TEXAS
Health and Human
Services

Texas Department of State
Health Services

EMS & Trauma Registries

Hospital Update Webinar
July 31, 2019

Agenda

- Responsibilities
- ITDX Update
- Upcoming Registry Changes
- Data Presentation
- Question / Answer



TEXAS
Health and Human Services

Texas Department of State
Health Services

Responsibilities

- Responsibilities of the EMS and Trauma Registries
 - Communicate Changes
 - Assist in entering records
 - Coordinating submission
- Hospital facilities
 - Send data to state
 - Check on data submissions
- Vendor
 - Coordinating submission



TEXAS
Health and Human Services

Texas Department of State
Health Services

ITDX Update

- ITDX is a standard created by the TVA (Trauma Vendor Alliance) to coordinate submission of trauma data
- Texas has adopted the ITDX standard with additional questions
- Will provide further updates in the future as we get closer to the implementation in our Production system



TEXAS
Health and Human Services

Texas Department of State
Health Services

NTDB Direct Entry Demo

1. ICD-10 Primary external cause code
2. ICD-10 Additional external cause code
3. ICD-10 Place of occurrence external cause code
4. ICD-10 Diagnosis
5. ICD-10 Hospital procedures



TEXAS

Health and Human Services

Texas Department of State
Health Services

2018 Trauma Data Overview

1. Who?

- Gender
- Age
- Race and Ethnicity

2. What?

- Causes of Injury
- Co-Morbid Conditions
- Hospital Disposition



TEXAS
Health and Human Services

Texas Department of State
Health Services

Gender

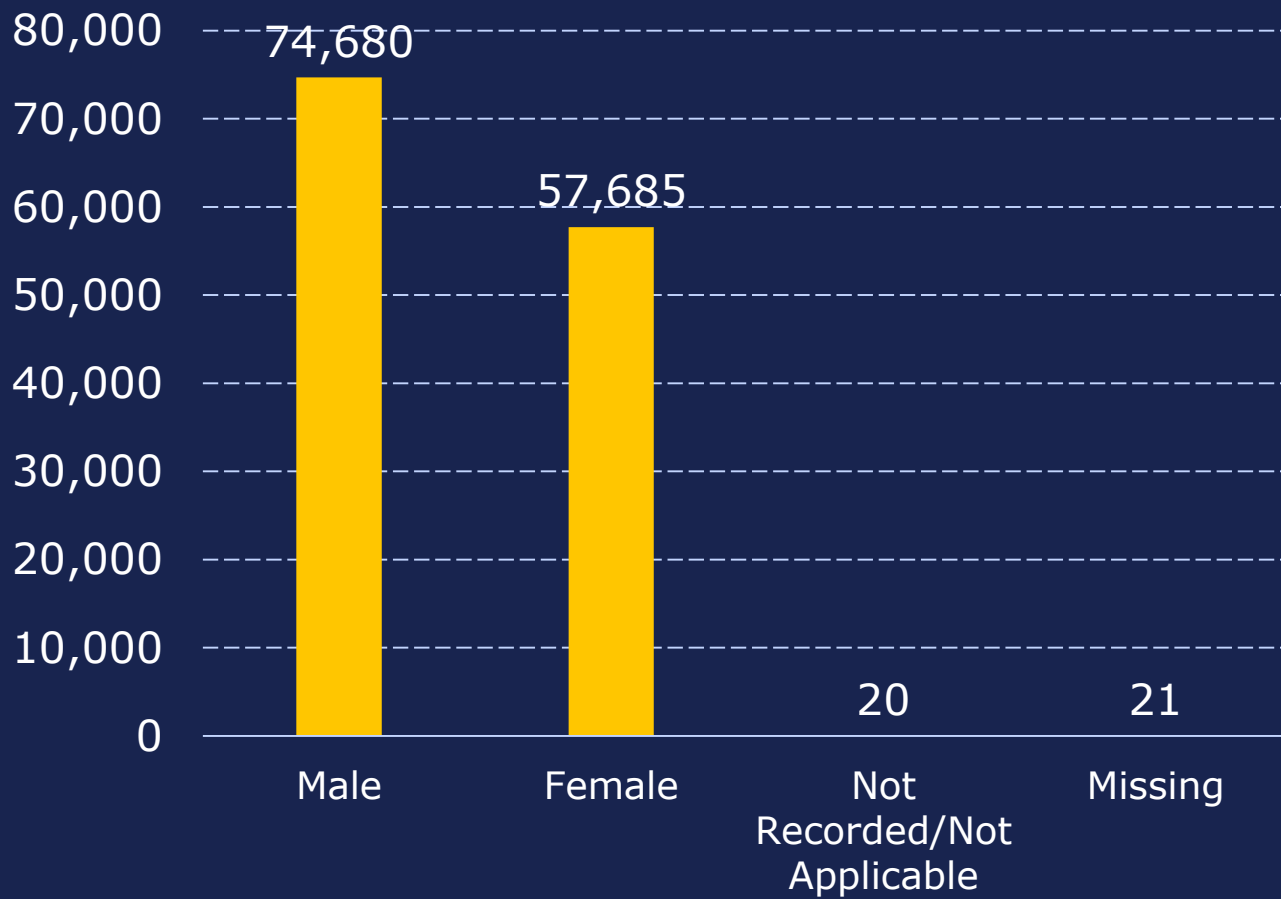
	# Trauma Records	Percent
Male	74,680	56.40
Female	57,685	43.57
Not Recorded/Not Applicable	20	0.01
Missing	21	0.02
Total	132,406	100.00



TEXAS
Health and Human Services
Texas Department of State
Health Services

Gender

#Trauma Records



TEXAS
Health and Human Services
Texas Department of State
Health Services

7/31/2019

Trauma Registry, 2018, Office of Injury Prevention,
Texas Department of State Health Services, Austin,
Texas

Age Groups

	# Trauma Records	Percent
0	1,643	1.24
1-17	17,242	13.02
18-24	10,418	7.87
25-44	26,115	19.72
45-64	26,585	20.08
65+	50,379	38.05
Missing	24	0.02
Total	132,406	100.00

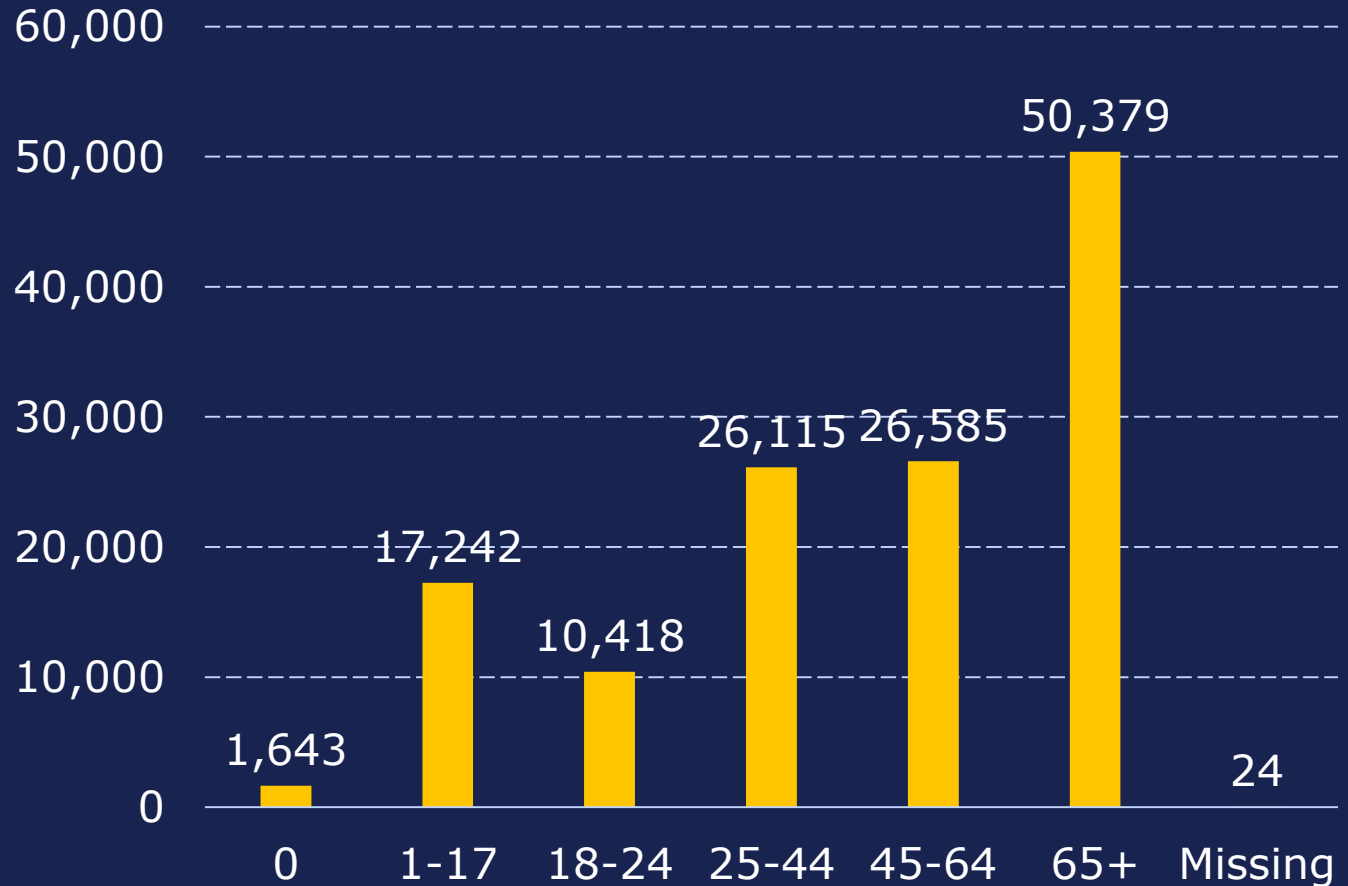


TEXAS
Health and Human Services

Texas Department of State
Health Services

Age Groups

#Trauma Records



TEXAS

Health and Human Services

Texas Department of State
Health Services

7/31/2019

Trauma Registry, 2018, Office of Injury Prevention,
Texas Department of State Health Services, Austin,
Texas

Race and Ethnicity

	# Trauma Records	Percent
White-Non Hispanic (NH)	74,305	56.12
Hispanic	35,617	26.90
Black-NH	13,536	10.22
Asian-NH	1,459	1.10
Other -NH	5,078	3.84
Unknown	2,411	1.82
Total	132,406	100.00



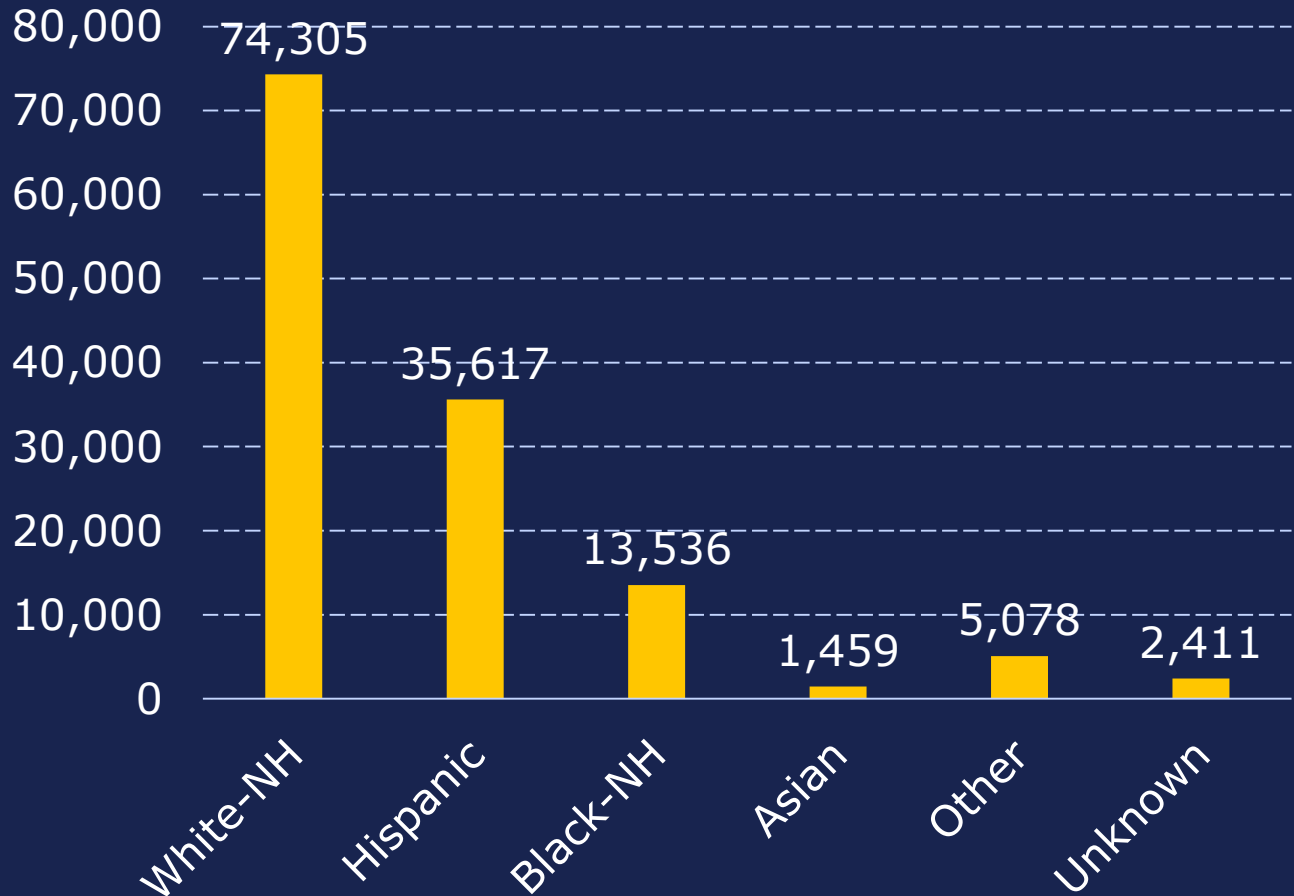
TEXAS

Health and Human Services

Texas Department of State
Health Services

Race and Ethnicity

#Trauma Records



TEXAS

Health and Human Services

Texas Department of State
Health Services

7/31/2019

Trauma Registry, 2018, Office of Injury Prevention,
Texas Department of State Health Services, Austin,
Texas

Top 5 Specific Causes of Injury

	# Trauma Records	Percent
Fall on same level from slipping, tripping and stumbling without subsequent striking against object	24,994	18.88
Unspecified fall	6,058	4.58
Other fall on same level	3,776	2.85
Fall on same level, unspecified	3,666	2.77
Car driver injured in collision with other type car in traffic accident	3,627	2.74



TEXAS

Health and Human Services

Texas Department of State
Health Services

Trauma Registry, 2018, Office of Injury Prevention,
Texas Department of State Health Services, Austin,
Texas

Top 5 Co-Morbid Conditions

	# Trauma Records	Percent
Hypertension Requiring Medication	29,473	22.26
Current Smoker	8,700	6.57
Respiratory Disease	6,289	4.75
Diabetes Mellitus	3,145	2.38
Functionally Dependent Health Status	1,539	1.16



TEXAS

Health and Human Services

Texas Department of State
Health Services

Top 5 Hospital Dispositions

	# Trauma Records	Percent
Transferred Home no health Care Service	53,223	40.20
Transferred to Skilled Nursing Facility	16,753	12.65
Transferred to Inpatient Rehab	10,128	7.65
Transferred to Home Health Care Service	5,875	4.44
Expired	2,124	1.60



TEXAS
Health and Human Services

Texas Department of State
Health Services

Questions / Answer



TEXAS
Health and Human Services

Texas Department of State
Health Services

- Email
 - injury.web@dshs.texas.gov
 - injury.epi@dshs.texas.gov