




### BLOOD DID NOT SOAK THROUGH PAPER DUE TO INCOMPLETE SATURATION


In the below specimen examples, the blood did not completely soak through to the other side of the card. Without a completely saturated spot, the laboratory cannot accurately determine the concentrations of the test analytes in the blood sample.



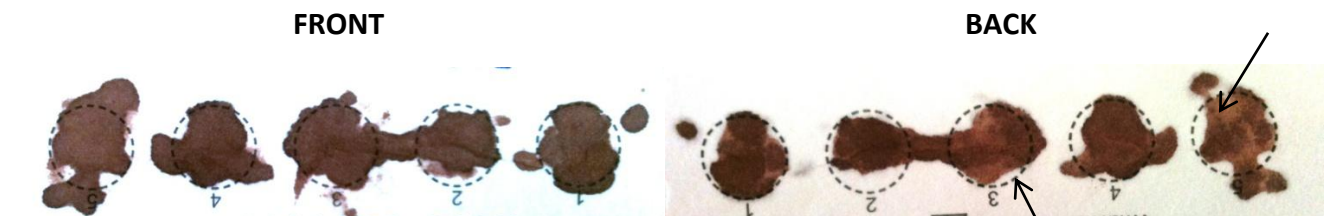
This specimen displays a quality that could be the result of capillary tube use, or not allowing a large enough drop of blood to form before collection. The result is a specimen that is layered and not completely saturated.



Although one side of this specimen appears thoroughly saturated, the other side has a speckled appearance that draws into question the volume of blood within a particular area.



This specimen appears saturated on one side, but was not allowed to soak through to the other side before moving on to the next circle.



In some areas of this specimen, only the serum soaked completely to the other side.