


Neonatal Screening

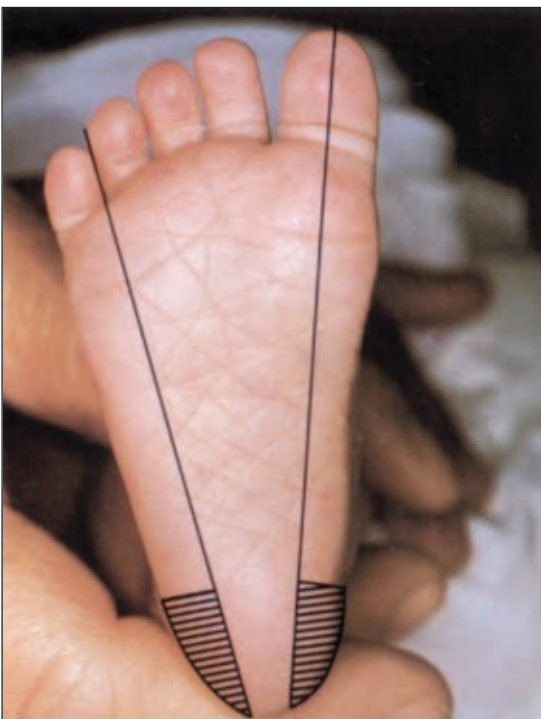
Blood Specimen Collection and Handling Procedure



- Necessary equipment: sterile lancet with tip approximately 2.0 mm, sterile alcohol prep, sterile gauze pads, soft cloth, blood collection form, gloves.



- Complete ALL information. Do not contaminate filter paper circles by allowing the circles to come into contact with spillage or by touching before or after blood collection. Keep "SUBMITTER COPY" if applicable.



- Hatched area (///////) indicates safe areas for puncture site.

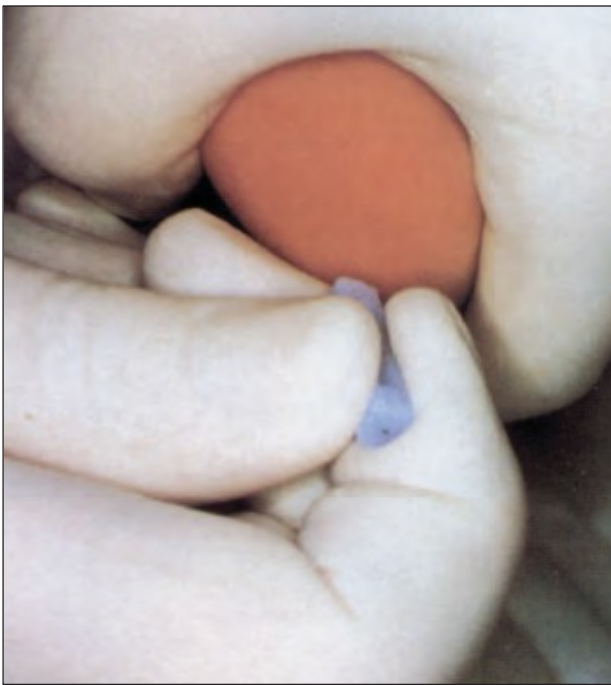


- Warm site with soft cloth, moistened with warm water up to 41° C, for three to five minutes.



- Cleanse site with alcohol prep. Wipe DRY with sterile gauze pad.





6 Puncture heel. Wipe away first blood drop with sterile gauze pad. Allow another LARGE blood drop to form.



7 Lightly touch filter paper to LARGE blood drop. Allow blood to soak through and completely fill circle with SINGLE application of LARGE blood drop. (To enhance blood flow, VERY GENTLE intermittent pressure may be applied to the area surrounding the puncture site). Apply blood to one side of filter paper only.



8 Fill remaining circles in the same manner as step 7, with successive blood drops. If blood flow is diminished, repeat steps 5 through 7. Care of skin puncture site should be consistent with your institution's procedures.



9 Dry blood spots on a dry, clean, flat, non-absorbent surface for a minimum of four hours.



10 Mail completed form to testing laboratory within 24 hours of collection.

Information provided by The New York State Department of Health.

North America – Whatman Inc. • Tel: 1-800-WHATMAN • Tel: 1-973-245-8300 • Fax: 1-973-245-8329 • E-mail: info@whatman.com
 Europe – Whatman International Ltd • Tel: +44 (0) 1622 676670 • Fax: +44 (0) 1622 691425 • E-mail: information@whatman.com
 Japan – Whatman Japan KK • Tel: +81 (0) 3 5215 1240 • Fax: +81 (0) 3 5215 1245 • E-mail: japaninfo@whatman.com
 Asia Pacific – Whatman Asia Pacific Pte Ltd • Tel: +65 6534 0138 • Fax: +65 6534 2166 • E-mail: wap@whatman.com