



Bandera County

Public Health Region 8
702 Buck Creek
PO Box 1536
Bandera, TX 78003
Phone: 830-796-7540
Fax: 830-796-8440

Field Office Staff
Tenia Houck, RN
Sommer Cofield
Yvonne Henderson
Carlos Mora, RS (512) 963-7213

Public Health Services

Health and community education; immunizations for eligible children and adults; tuberculosis treatment and contact identification; HIV and STD testing, treatment or referral, and education; communicable disease investigations; emergency preparedness and response; general sanitation and food establishment inspections.

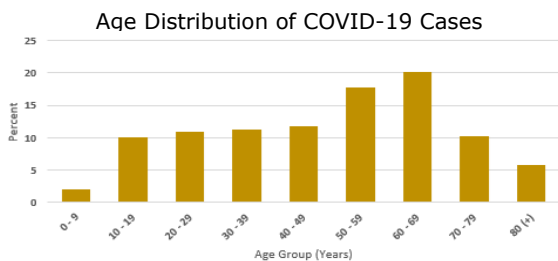
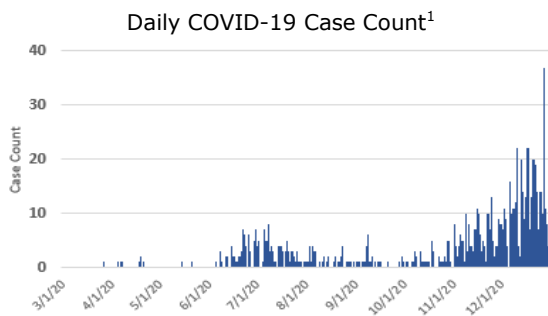
Region 8 Activities

- Respond to COVID-19 pandemic, including case monitoring, contact tracing and educating about quarantine and isolation
- Gather information about COVID-19 contact tracing
- Provide guidance to local health care providers about COVID-19
- Participate in the COVID-19 School Task Force
- Link community members to resources
- Plan reorganization of the Child Fatality Review Team for review of child deaths in Bandera County

Immunizations

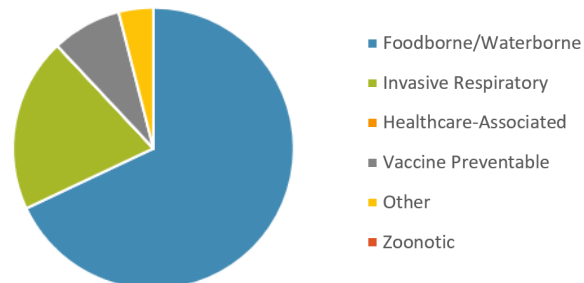
- The percent of school students with a conscientious exemption from immunizations filed at the school district level in Bandera County is 4.37% up from 1.71% in 2019

COVID-19 Case Summary



¹Case counts as of 12/31/2020; cases are categorized by event date (first available of symptom onset date, specimen collection date, lab result date, or date reported to public health)

Notifiable Conditions Summary ¹



Condition Group	Most Commonly Reported Condition	Incidence ²
Foodborne/Waterborne	Campylobacteriosis	34.61
Healthcare-Associated	<i>none reported</i>	—
Invasive Respiratory	Streptococcus, invasive Group B	17.31
Vaccine Preventable	Streptococcus pneumoniae, invasive disease & Varicella (chickenpox)	4.33
Zoonotic	<i>none reported</i>	—

¹The complete list of Texas Notifiable Conditions is available at: <https://www.dshs.texas.gov/IDCU/investigation/Notifiable-Conditions.aspx>

²Incidence is calculated per 100,000 population, using 2019 U.S. Census Bureau population estimates

2020 Public Health by the Numbers

- 429 confirmed cases of COVID-19
- 18.56 COVID-19 incidence (Incidence is calculated using confirmed case counts reported on the DSHS dashboard; calculated per 1,000 population)
- <5 new cases of HIV/AIDS (2019 data)
- 4 rabies investigations conducted
- 4 rabies positive animals found
- 1 rabies quarantine facility inspected
- 18 retail food inspections
- 2 general sanitation inspections
- 14 school cafeterias inspected