



**TEXAS**  
Health and Human  
Services

**Texas Department of State  
Health Services**

# 2024 Alzheimer's Disease Partnership Membership Survey Results

June 2024

Prepared by: Texas Department of State Health Services (DSHS) Chronic Disease  
Epidemiology Branch (CDE)

# Background and Methods

- 400 individuals received a link to the survey via email.
- Survey consisted of:
  - 30 questions
    - ADRD-related work experience questions
    - Partnership and workgroup interest questions
    - Voluntary demographic information questions
- The survey was open from April 3 - April 30, 2024.



# Survey Results



TEXAS  
Health and Human  
Services

Texas Department of State  
Health Services

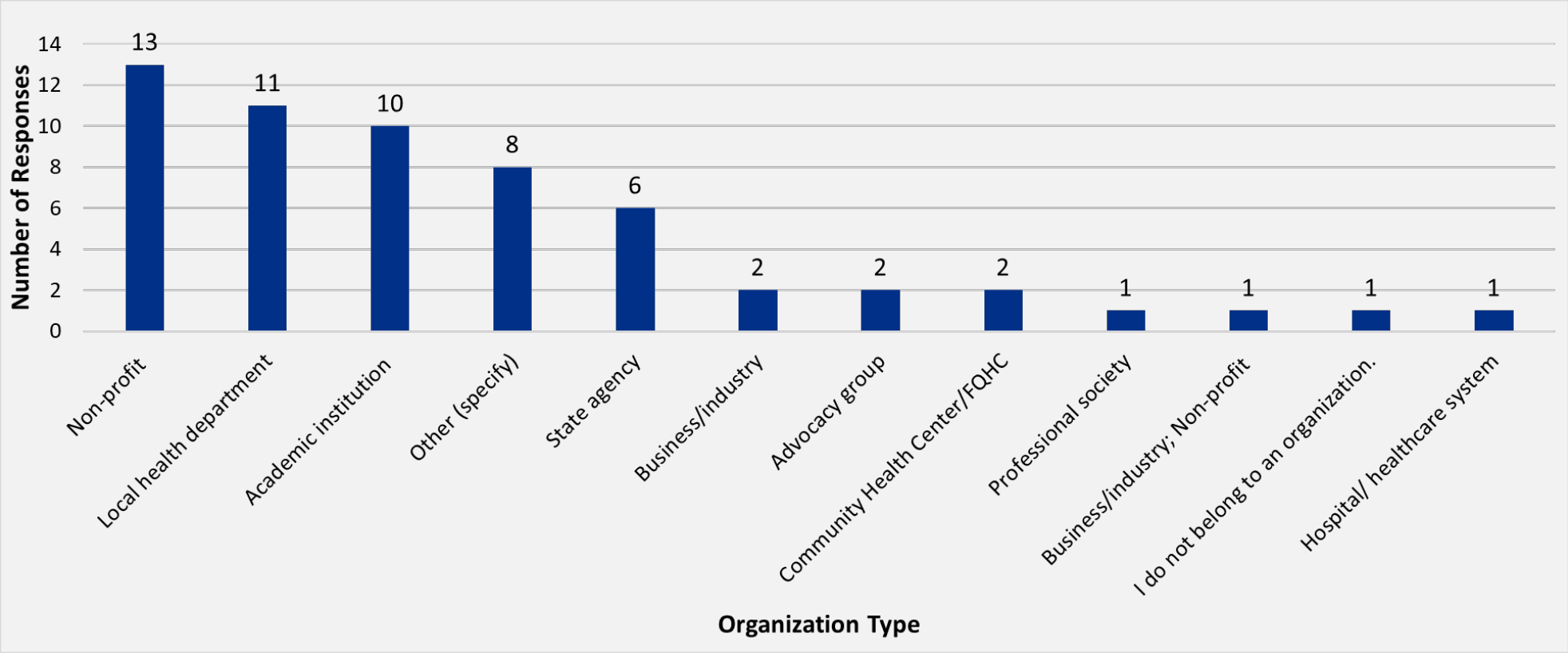
# Personal Experiences with Alzheimer's Disease or Related Dementias (ADRD)

| Are you currently caring for someone with Alzheimer's disease or related dementias (ADRD) (or have you in the past)? | Count     | % of total  |
|--|-----------|-------------|
| No   | 25        | 43%         |
| Yes- professional (such as a healthcare professional)  | 20        | 34%         |
| Yes- non-professional (such as a friend, family member, or neighbor)   | 13        | 22%         |
| <b>Total</b>   | <b>58</b> | <b>100%</b> |

# Length of Involvement in ADRD-related Work

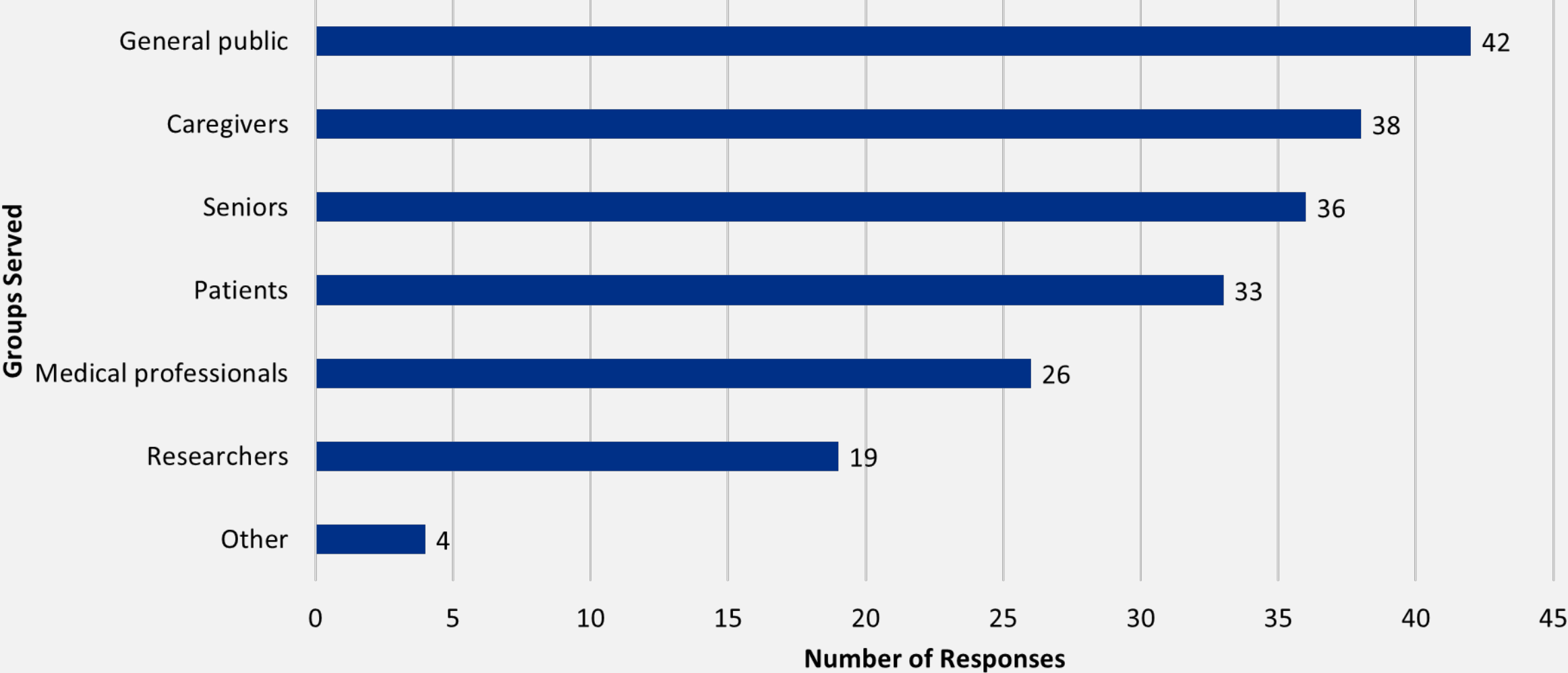
| How long have you been involved in or interested in ADRD-related work? | Count     | % of total  |
|--|-----------|-------------|
| Less than one year   | 5         | 9%          |
| 1-5 years  | 15        | 26%         |
| 6-10 years   | 9         | 16%         |
| 11-15 years  | 9         | 14%         |
| 16-20 years  | 2         | 4%          |
| 21-25 years  | 4         | 7%          |
| More than 25 years   | 11        | 19%         |
| I prefer not to answer.  | 2         | 4%          |
| <b>Total</b>   | <b>57</b> | <b>100%</b> |

# Which of the following best describes your organization?



Representatives from non-profits, local health departments, and academic institutions provided the most survey responses.

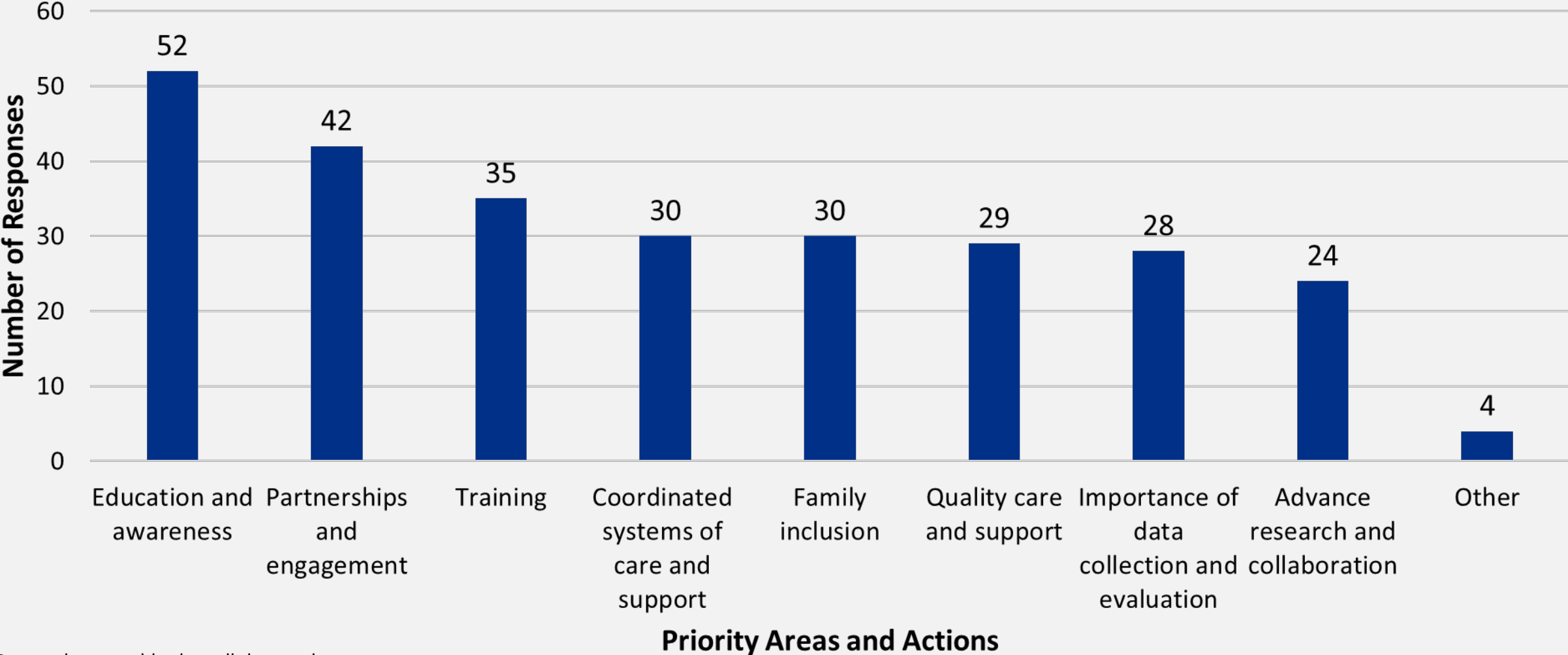
# Which of the following groups does your organization serve?



\*Respondents could select all that apply.

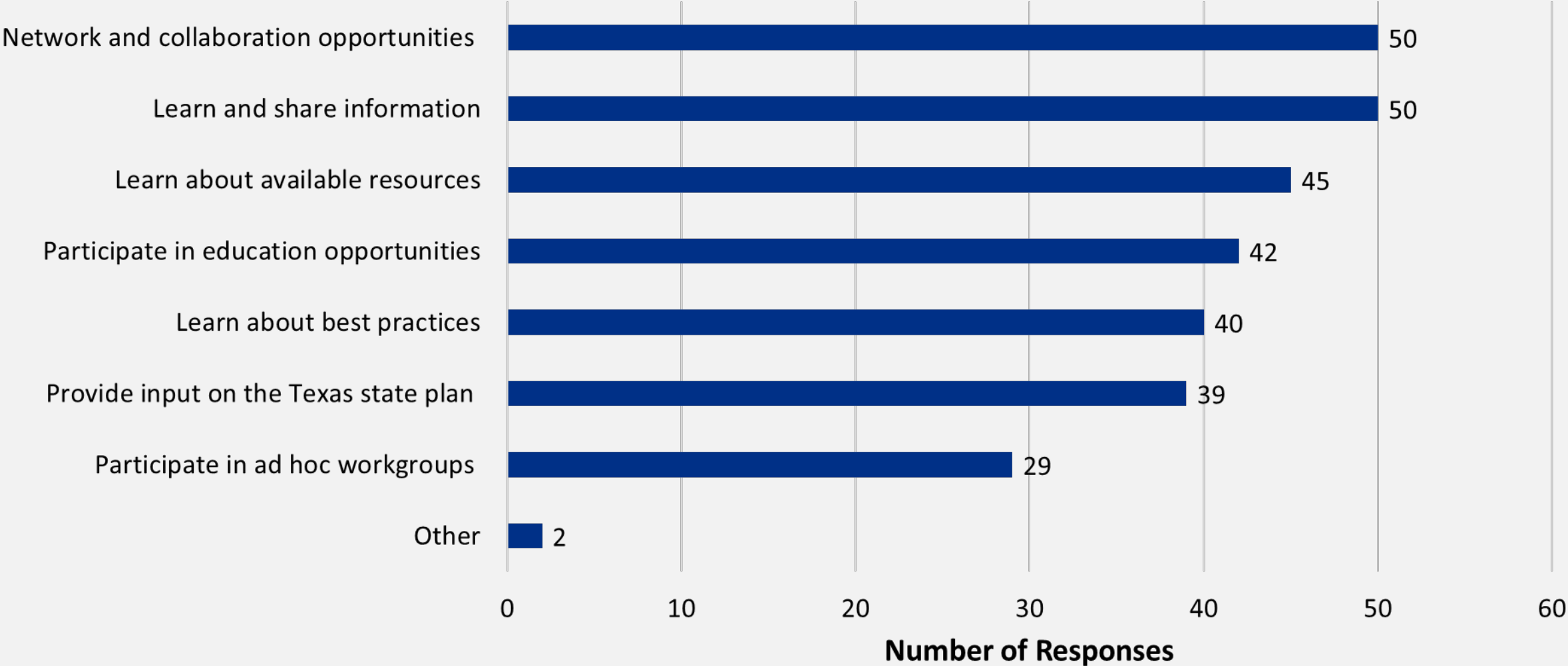


# Which of the Priority Areas and Actions does your work relate to?



\*Respondents could select all that apply.

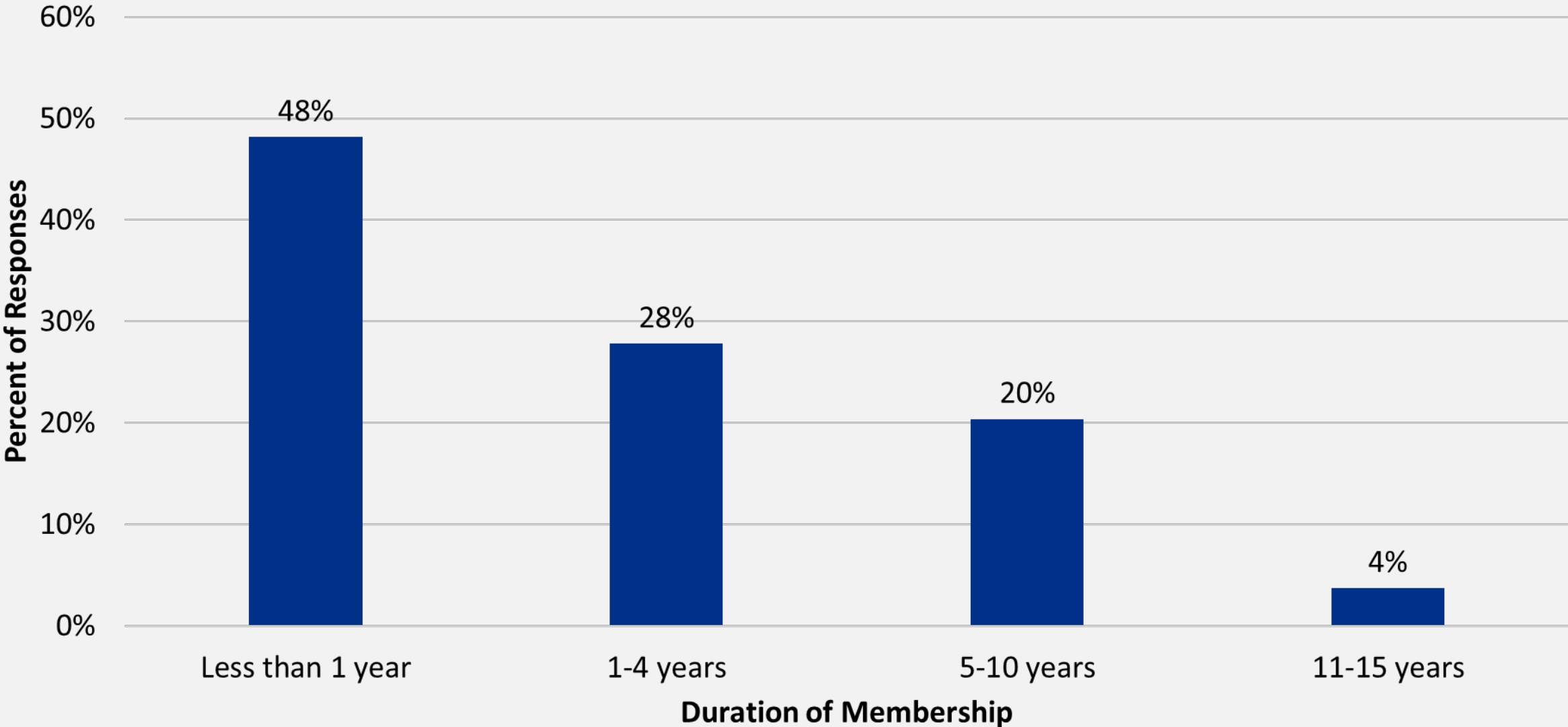
# What do you hope to gain from being a member of the Alzheimer's Disease Partnership?



# Education Topic Interests

| Please rank the following ADRD-related education and training topics of interest to you from most important (e.g., 1) to least important (e.g., 10). | Rank |
|--|------|
| Early detection and diagnosis  | 1    |
| Caregiver well-being and support   | 2    |
| Clinical care and diagnostic practices   | 3    |
| Brain health and ADRD risk reduction   | 4    |
| Community linkages to treatment, care, and services  | 5    |
| Disease management   | 6    |
| Resources for professionals  | 7    |
| Research/data collection   | 8    |
| Hospice or end of life care  | 9    |
| Other  | 10   |

# Duration of Partnership Membership




# Which workgroup would you be interested in joining?



# Workgroup Topic Suggestions




**Respondents provided the following responses for workgroup topic suggestions:**

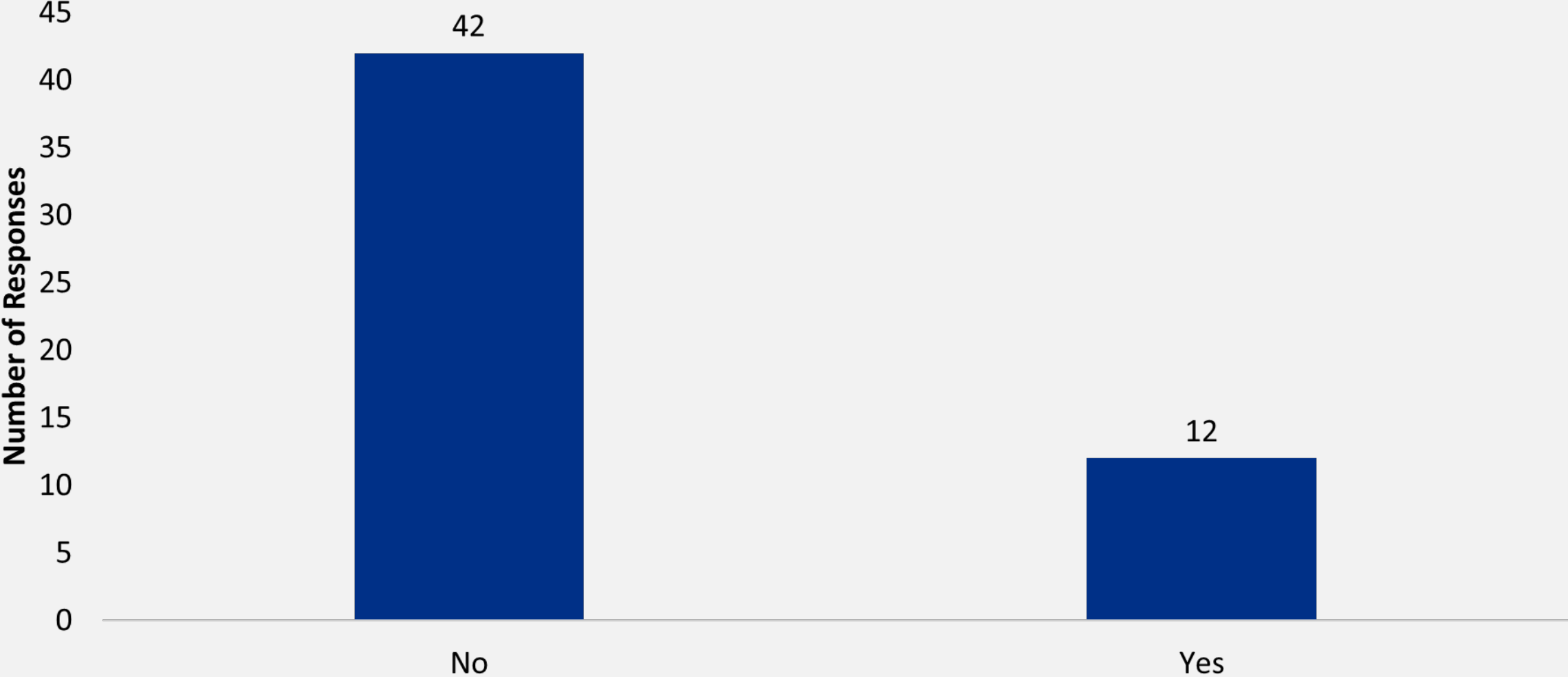
- Board
  - Caregiver support
  - Education
  - Minority inclusion
  - Resources
  - Data and research
  - Clinical care
  - Support group for people who have been diagnosed with Alzheimer's Disease
  - Memory cafe & Dementia friendly
- 

# Workgroup Activity Suggestions



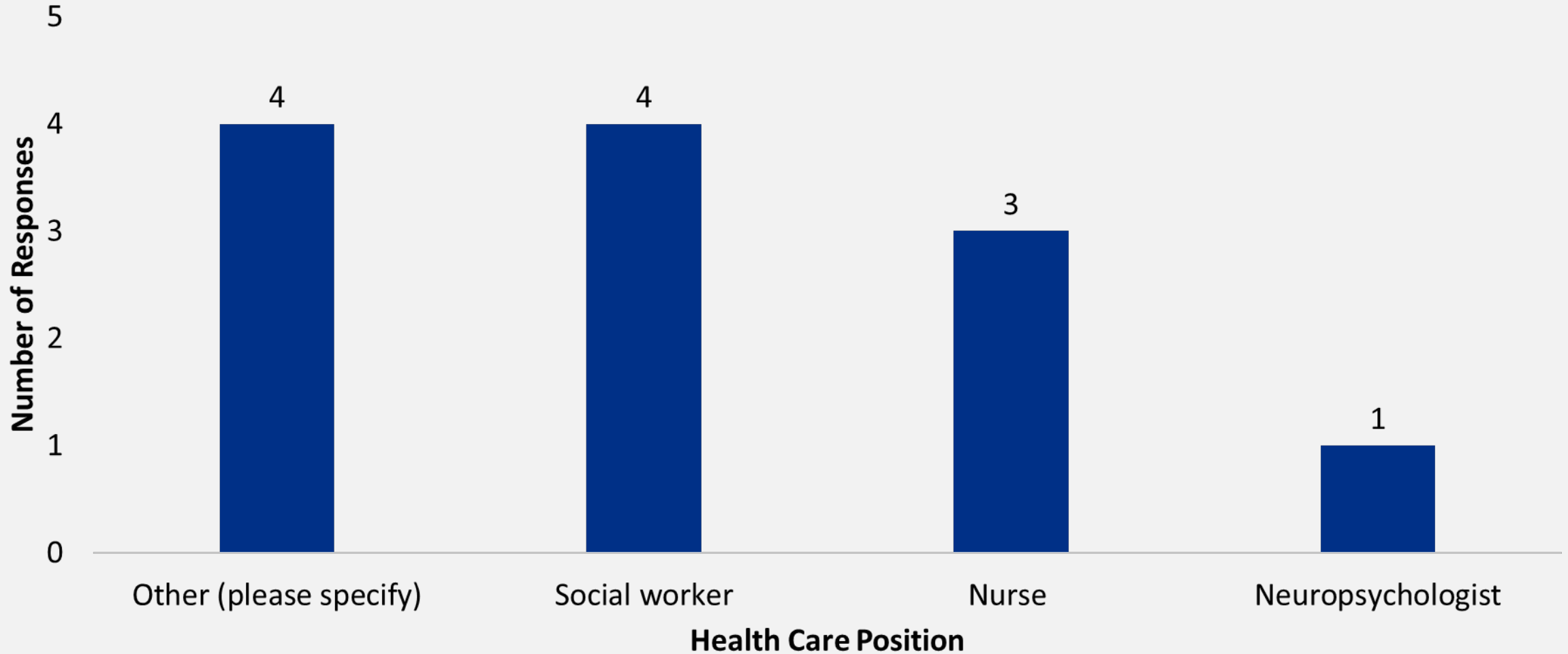
- Development of partnerships (e.g., minority communities, low-income clinics)
  - Long-term caregiver services
  - Establish workgroups (e.g., education and outreach, CHW workgroup, minority-focused workgroup, etc.)
  - Promote shared goals vs. competition for funding
  - Surveys of community resources/members that specifically serve non-professional family caregivers
  - Creation of a database of professional education and resources
  - Rural health models of care and support
  - Leveraging academic medical institutions to increase care
  - Incorporating means for optimal health and its benefits throughout varying stages of Alzheimer's Disease
- 

# Texas Licensed Healthcare Providers

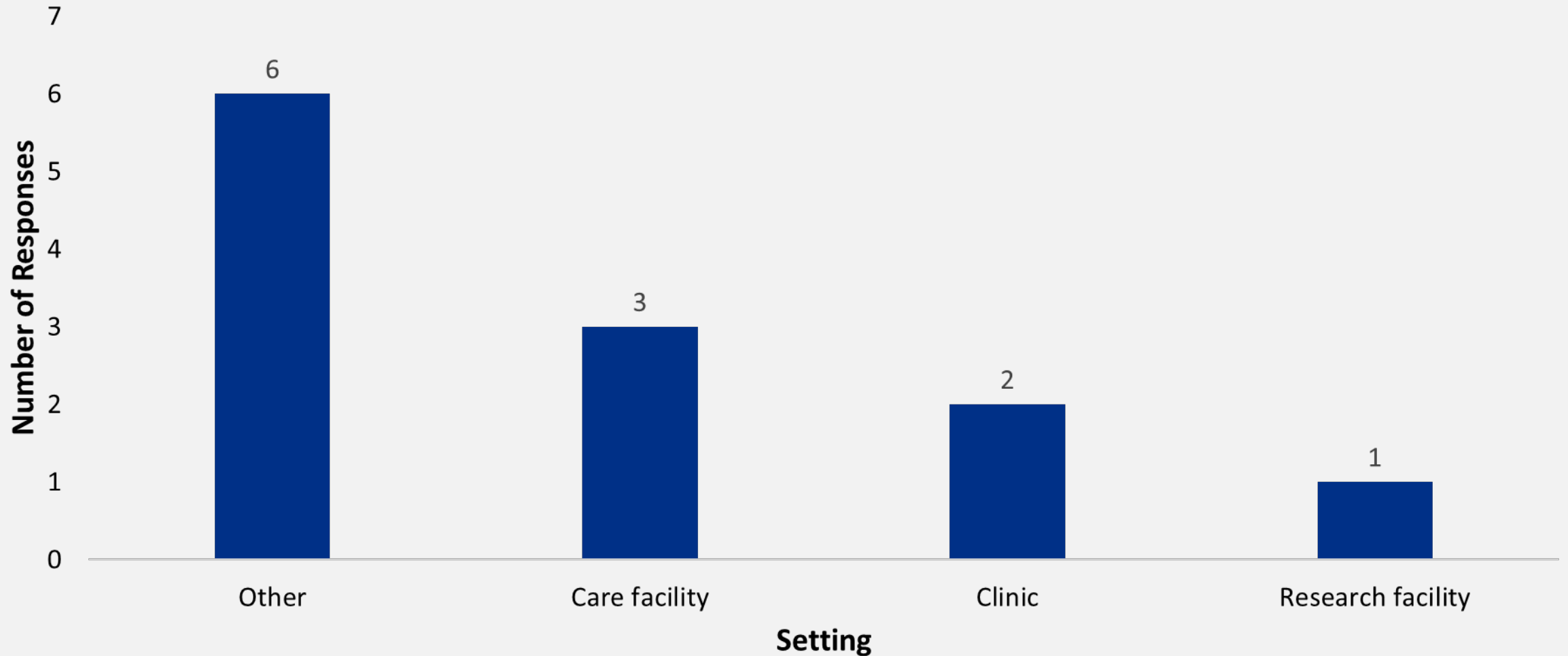




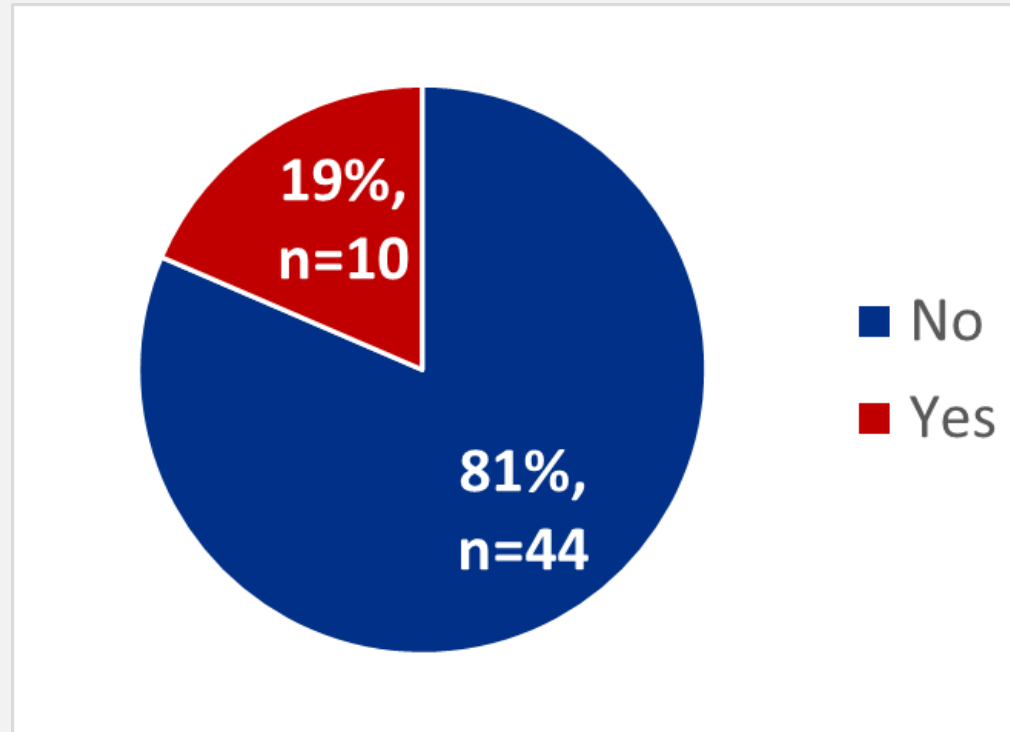
# Which of the following best describes your position?



# Which of the following best describes the setting where you practice?




# Do you conduct research on Alzheimer's or other forms of dementia?




# Current Research Efforts



- Treatment (e.g., care and support of individuals with ADRD, instrumental activities of daily living)
  - Prevention
  - AD pathophysiology (e.g., pathways of disease)
  - AD disparities
  - Caregiving (e.g., Youth caregivers, caregivers of color including immigrants and refugees)
  - Translational research (e.g., creating dementia-capable health systems to drive risk reduction, early detection, and diagnosis, and enhance quality care)
  - Barriers and facilitators to dementia care practice change for primary care organizations serving rural and diverse populations
  - Promoting improved dementia capability among different types of sites
  - Individual and collective progress towards optimal dementia capability
  - Cognition in non-English speakers
  - Sexuality
  - Genetics
  - Non-pharmacological ADRD (intervention research with both caregivers and care recipients and ADRD and non-pharmacological interventions in care)
- 


# ADRD Collaboration



- Area Agency on Aging
  - Academic institutions
  - Alzheimer's Association
  - Nonprofit organizations
  - State and federal agencies
  - Health systems across Texas
  - Long-term care facilities
  - Faith-based organizations
  - Home healthcare organizations
  - Other ADRD-related organizations
- 


# Challenges and Barriers



- Funding (n=20)
  - Knowledge and awareness (n=19)
  - Time constraints (n=13)
  - Clinical care and training (n=8)
  - Research and evaluation (n=7)
  - Caregiver challenges (n=6)
  - Lack of cultural competence (n=5)
  - Stigma (n=2)
- 

# Available Resources



- Training
  - Educational materials
  - Presentations
  - Social media
  - Other public resources
- 

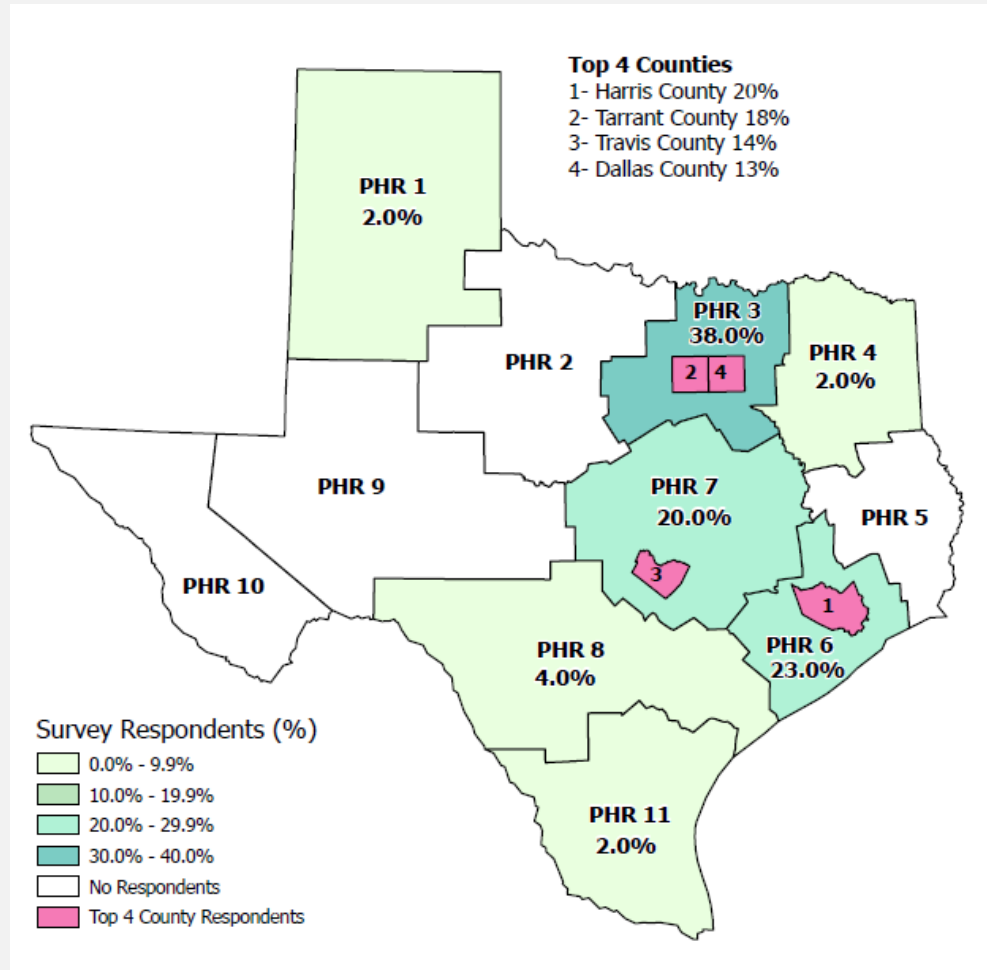
# Partnership Additional Comments or Ideas

---

- Share Partnership education and resources (i.e., translational work, trainings, directory of Texas ADRD resources, up-to-date standards, best practices etc.).
- Identify other Texas ADRD researchers for research collaboration.
- Enhance education and outreach in rural communities.
- Provide monthly newsletters (i.e., include funding, new programs, best practice programs, state government interest/involvement).
- Implement strategic ADRD funding in Texas for dementia (i.e. funding allocation for 28 local AAA chapters).



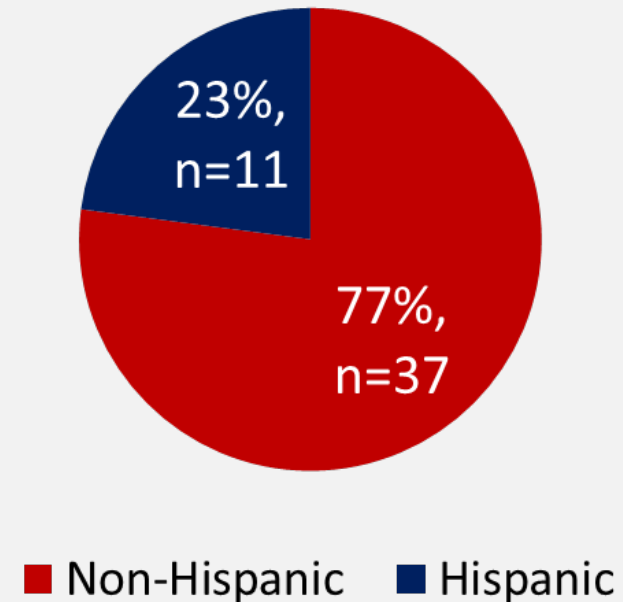
# Respondent Residence Map



# Race and Ethnicity

| How would you describe your race? Select all that apply. | Count     | % of total  |
|--|-----------|-------------|
| White  | 37        | 76%         |
| Black/African American                                   | 5         | 10%         |
| Asian  | 3         | 6%          |
| Indigenous American or Alaskan Native                    | 2         | 4%          |
| Two or more races  | 1         | 2%          |
| I prefer not to answer.                                  | 1         | 2%          |
| <b>Total</b>   | <b>49</b> | <b>100%</b> |

How would you describe your ethnicity?



# Age


| What is your age range? (Years) | Count     | % of total  |
|---------------------------------|-----------|-------------|
| 25 - 34                         | 7         | 14%         |
| 35 - 44                         | 7         | 14%         |
| 45 - 54                         | 17        | 34%         |
| 55 - 64                         | 10        | 20%         |
| 65 or older                     | 7         | 14%         |
| I prefer not to answer          | 2         | 4%          |
| <b>Total</b>                    | <b>50</b> | <b>100%</b> |

# Highest Educational Level Attained

| What is the highest level of education you have completed? | Count     | % of total  |
|--|-----------|-------------|
| Associate degree (e.g., AA, AS)                            | 3         | 6%          |
| Bachelor's Degree (e.g., BA, BS)                           | 10        | 20%         |
| Master's Degree (e.g., MA, MS, MEd, MSW, MBA)              | 26        | 52%         |
| Doctorate Degree (e.g., PhD, EdD, DrPH)                    | 9         | 18%         |
| Professional degree beyond bachelor's degree (e.g., MD)    | 2         | 4%          |
| <b>Total</b>   | <b>50</b> | <b>100%</b> |

# Conclusions



- Partnership members have relevant expertise in three priority areas and actions including education and awareness, partnerships and engagement, and training that can be beneficial to amplifying ADRD work in Texas.
  - ADP leadership should prioritize providing the Partnership with education topics relevant to early detection and diagnosis, caregiver wellbeing and support, and clinical care and diagnostic practices.
  - Funding, lack of knowledge and awareness of ADRD, and time constraints are the most mentioned challenges and barriers among the Partnership.
  - Partnership workgroups should identify opportunities to collaborate with current researchers and academic institutions, providers, minority populations, and caregivers to address gaps in membership.
  - The majority of respondents hope to engage in network and collaboration opportunities, learn and share information, and learn about available resources.
- 

# Thank you!

2024 Alzheimer's Disease Partnership Membership Survey Results

For more information about the Partnership, please email  
[Vanessa.pierce@dshs.texas.gov](mailto:Vanessa.pierce@dshs.texas.gov).