

Texas HIV Medication Program Update

Rachel Sanor, LMSW, MBA

Director

HIV Care and Medications Unit



Texas HIV Medication Program (THMP) Update

- Standard Deduction Update
- Medicaid Unwinding
- 340B and THMP
- Take Charge Texas (TCT)
- Application Processing Update
- THMP – Staff Update, Projections, and Demographic Information



Standard Deduction Update



Standard Deduction Update

- Changes made to the TCT system to allow for the standard deduction.
- Initial reports indicate the standard deduction is less of a time burden on staff and is easier to explain to clients in local agencies.



Medicaid Unwinding



Medicaid Unwinding

- THMP, DIS staff, and agency staff are completing outreach with those impacted by Medicaid unwinding. Staff found many clients continued receiving Medicaid, CHIP, or Medicare.
- Staff provided outreach by mail, phone, or through DIS staff to connect them to Ryan White or other services as needed.



340B and THMP



340B and THMP

- Contract pharmacies and rebate revenues
 - THMP receives manufacturer drug rebates for payments made through the SPAP and TIAP programs.
 - For the ADAP program, THMP purchases drugs at or below 340B (discounted) pricing. Because of this, THMP does not receive rebates.
 - THMP uses rebate funds to support the program, as mentioned in the budget presentation earlier.



Take Charge Texas (TCT)



Quarterly TCT Applications Submitted

March 1, 2023 – May 31, 2023

Client Portal

- Total number of applications submitted through the client portal: 694
- Total number of THMP applications submitted: 638 (92%)
- Total number of applications submitted for both care and THMP: 552 (80%)

Agency Portal

- Total number of applications submitted through the agency portal: 14,823
- Total number of THMP applications submitted: 10,901 (74%)
- Total number of applications submitted for both care and THMP: 8,107 (55%)

Pharmacy

- Total number of order batches: 1,268

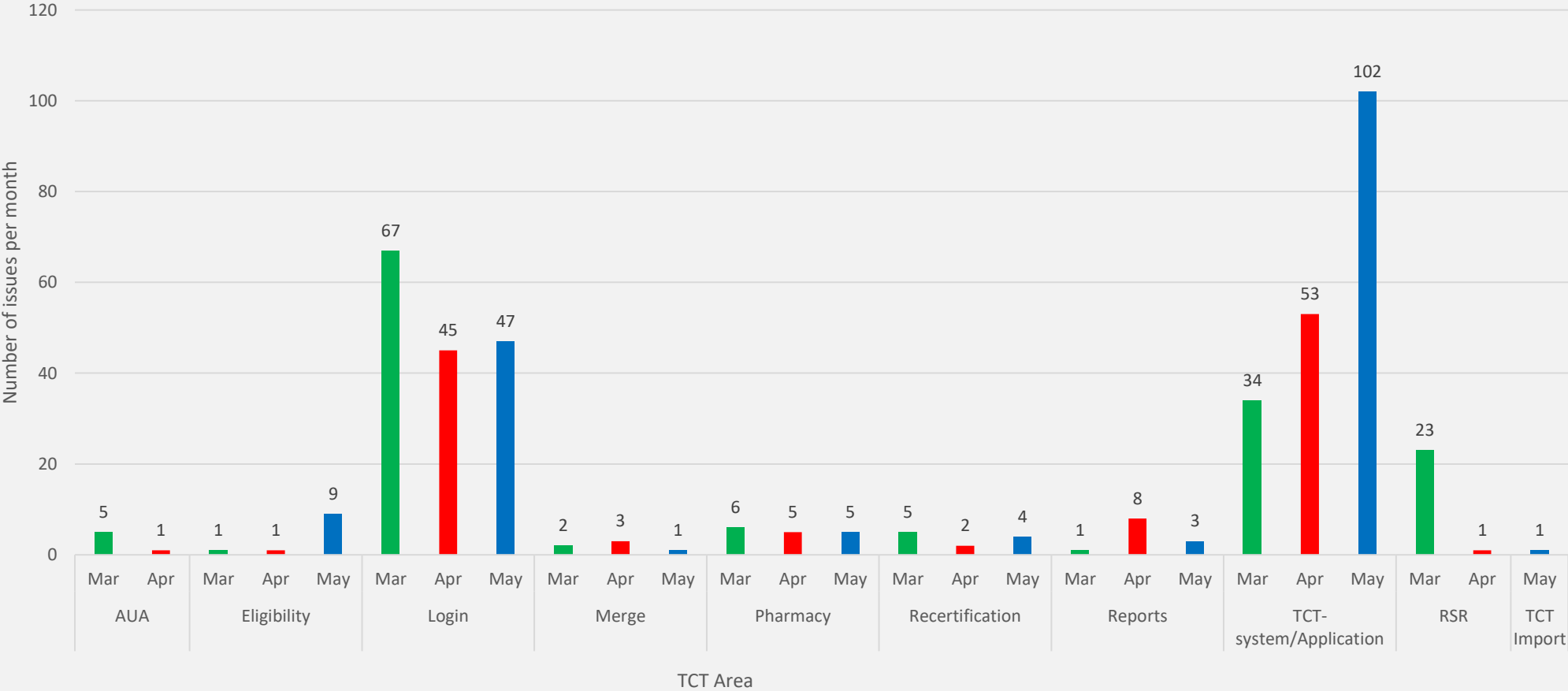


Texas Department of State
Health Services

Number of new clients approved for THMP: 8,051

TCT Support - Reported Issue Types

March 1, 2023 – May 31, 2023



Texas Department of State Health Services

Annual TCT Applications Submitted

June 1, 2022 – May 31, 2023

Client Portal

- Total number of applications submitted through the client portal: 2,718
- Total number of THMP applications submitted: 2,536 (93%)
- Total number of applications submitted for both care and THMP: 2,251 (83%)

Agency Portal

- Total number of applications submitted through the agency portal: 57,691
- Total number of THMP applications submitted: 41,597 (72%)
- Total number of applications submitted for both care and THMP: 30,763 (53%)

Pharmacy

- Total number of order batches: 4,433



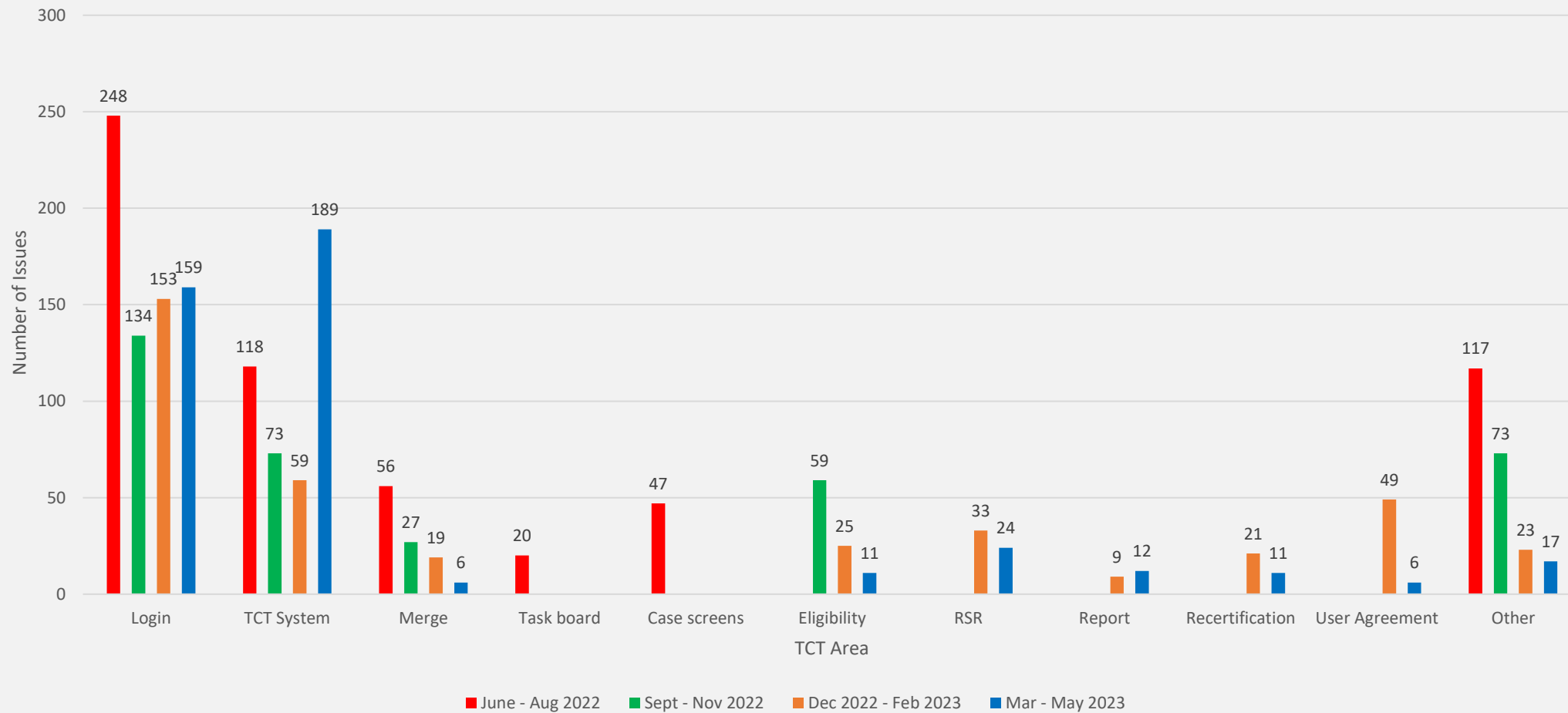
Texas Department of State
Health Services

Number of new clients approved for THMP: 20,995

TCT Support - Reported Issue Types

Annual Update

June 1, 2022 – May 31, 2023



TCT Feedback

- If you are a current TCT user and would like to provide feedback on future enhancements, contact us at TCTHelpDesk@dshs.texas.gov and include “TCT Feedback” in the subject line.
 - THMP will invite you to see demonstrations of future system enhancements, and give you the opportunity to provide feedback upon viewing the demonstration.
 - Monthly TCT feedback sessions started in March 2023.



Application Processing Timeline



Application Processing Update

Application Type	New	Self-Attestation	Renewals
Processing on time?	✓	✓	✓
Applications backlogged	0	0	0
Date Processing	June 6	May Due Dates	May Due Dates
Target Processing Date	June 2	May Due Dates	May Due Dates

Information as of June 16, 2023.



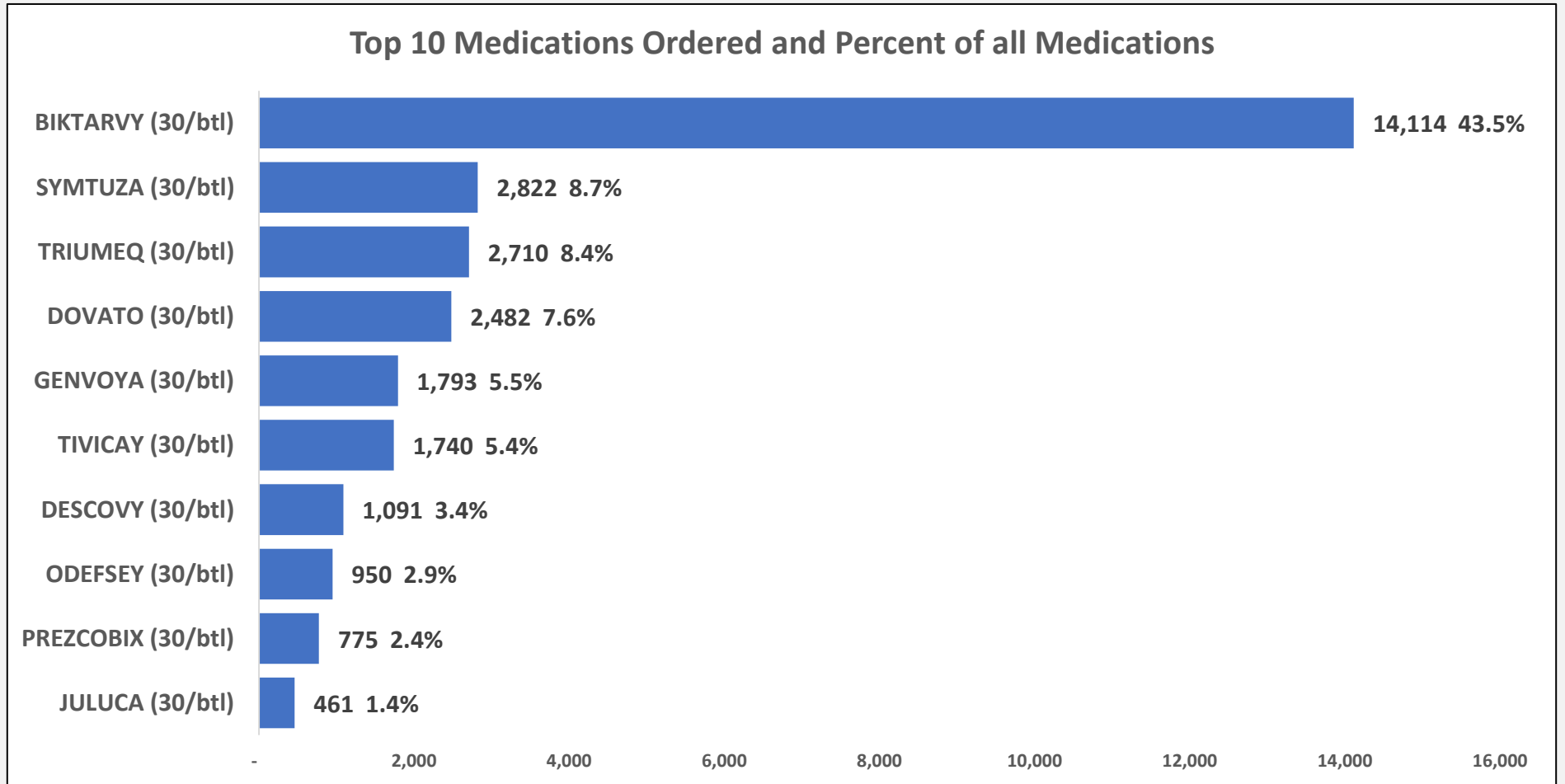
Texas Department of State Health Services

Data Update on Demographics and Actuarial Projections



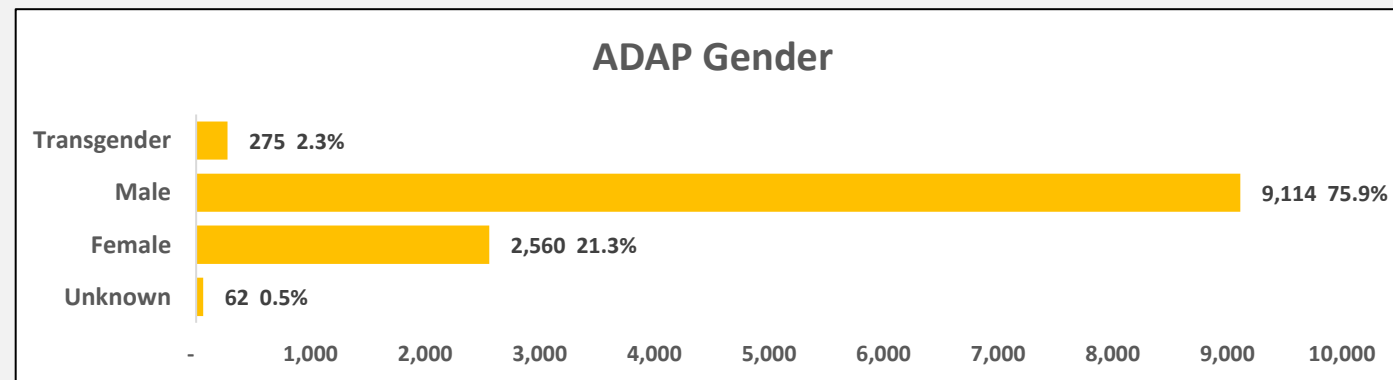
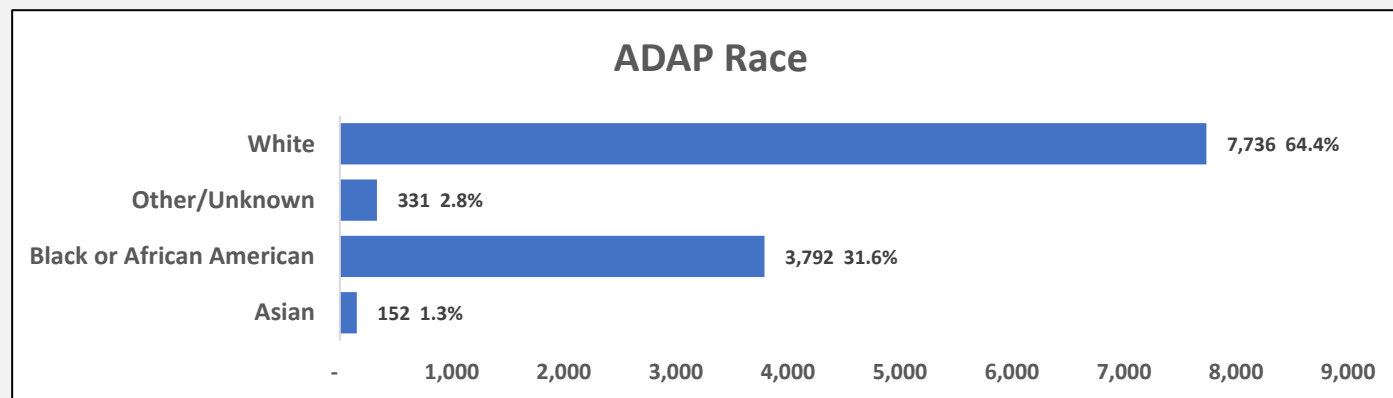
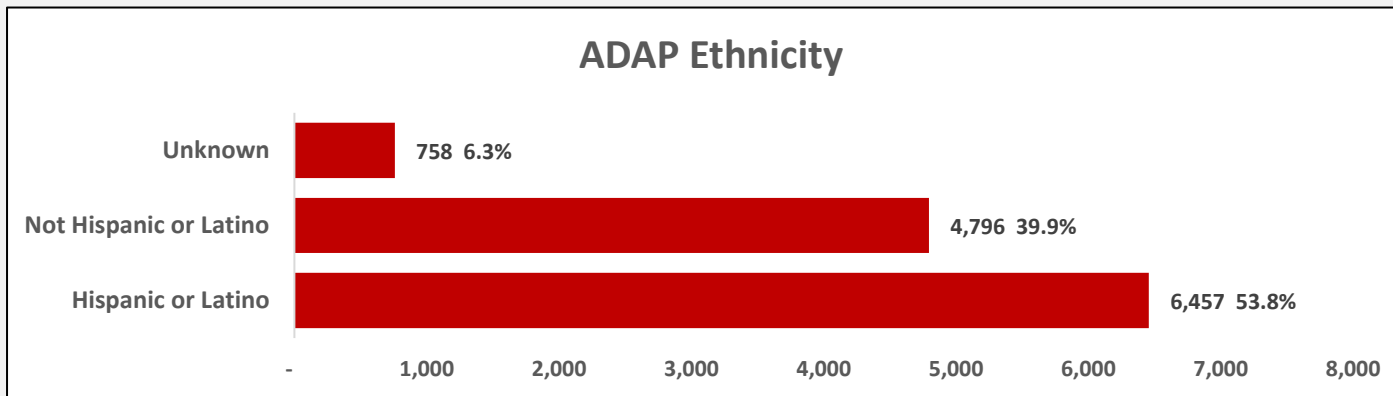
THMP Medications: Mar 2023 – May 2023

Total = 32,454



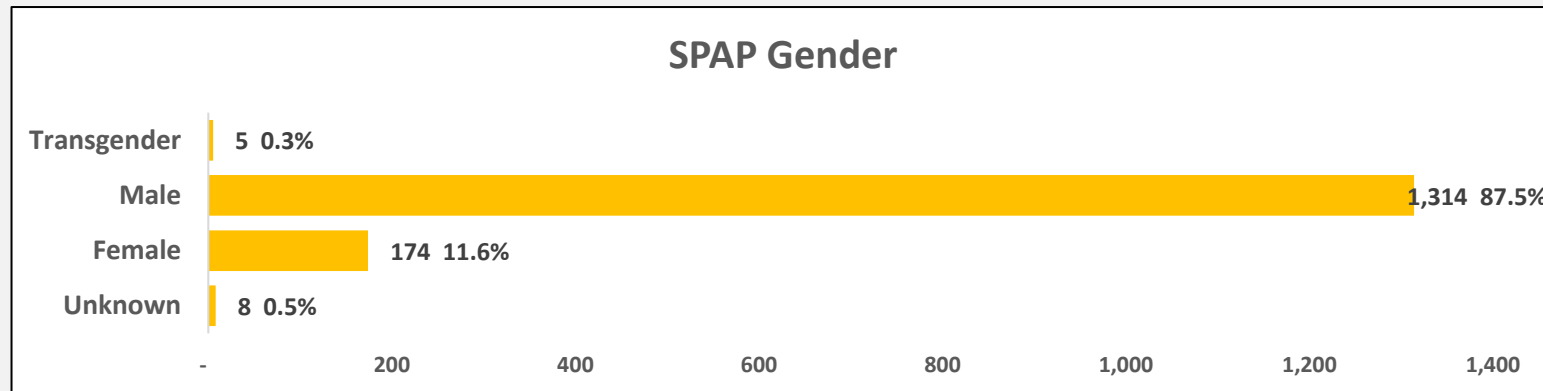
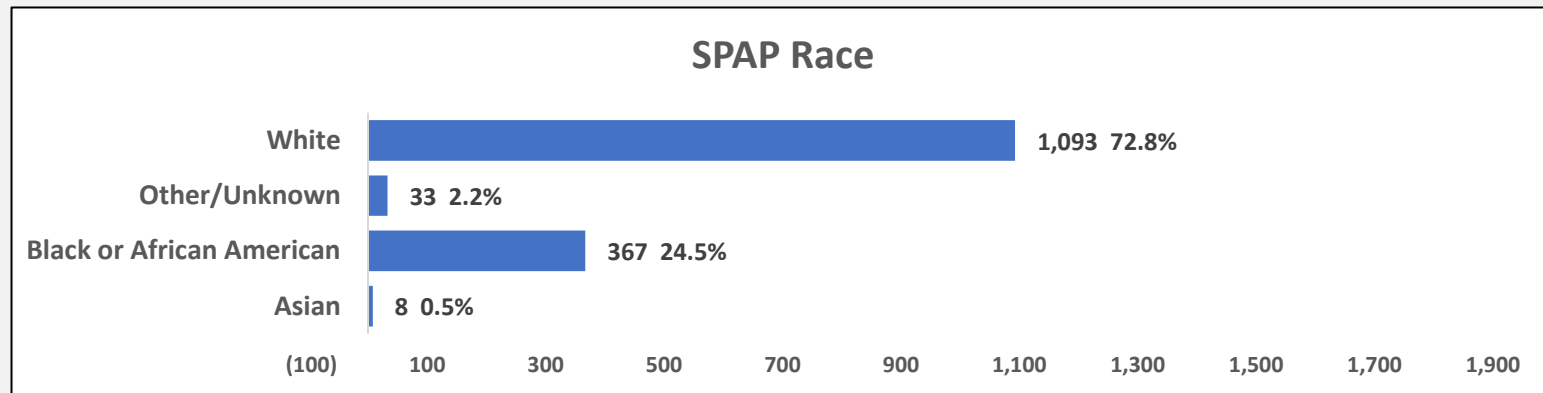
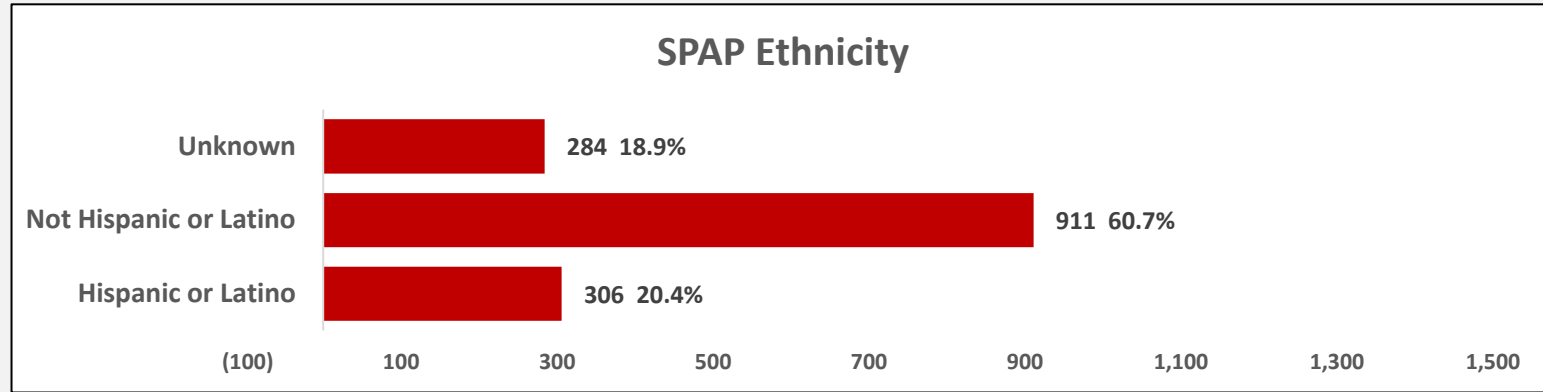
ADAP Demographics: March 2023 – May 2023

Total Clients with Medications Filled = 12,011



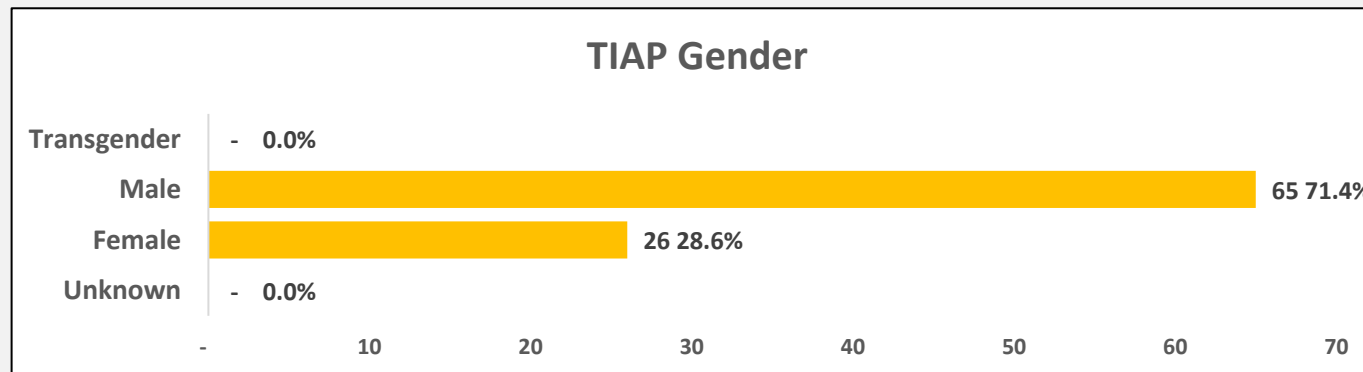
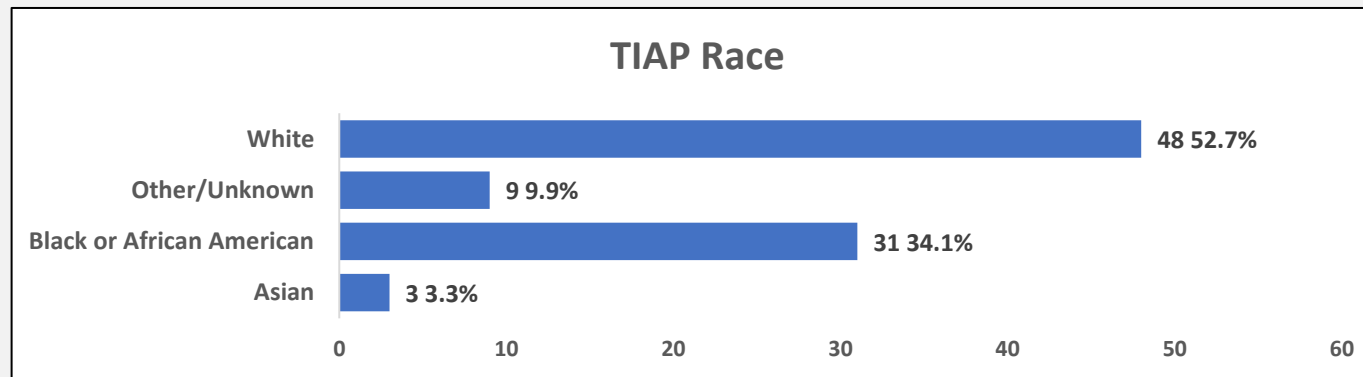
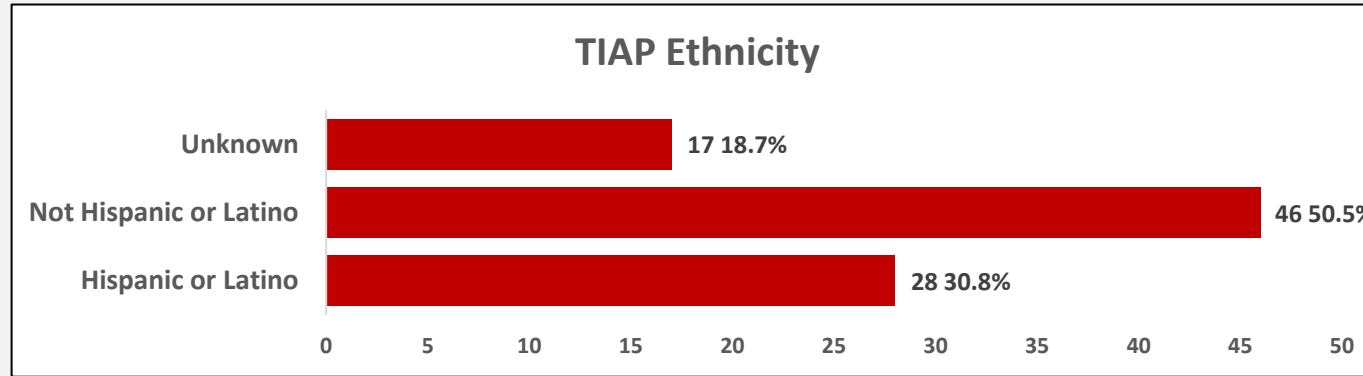
SPAP Demographics: March 2023 – May 2023

Total Clients with Medications Filled = 1,501



TIAP Demographics: March 2023 – May 2023

Total Clients with Medications Filled = 91





ADAP Data

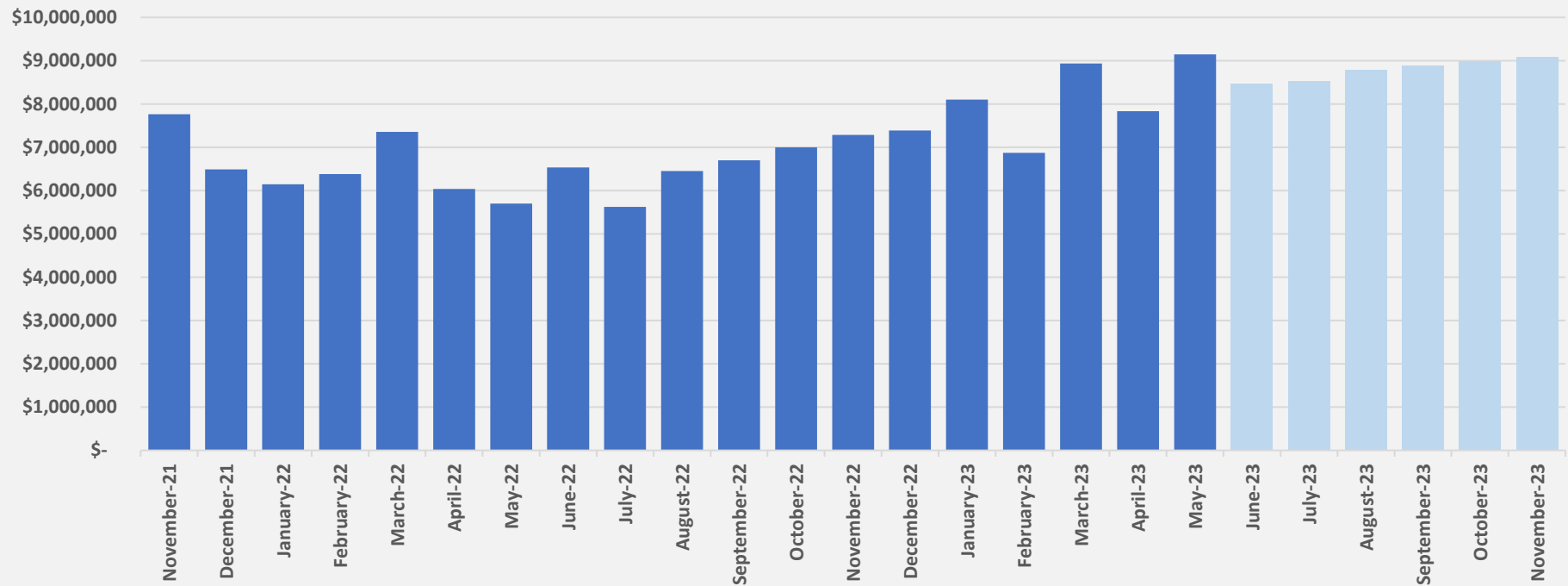
Total Clients, Average Cost of Client, and Total Cost Per Year *

* data for 2023 - 2026 are based on projections

Calendar Year	2021	2022	2023	2024	2025	2026
Total Clients	21,892	15,210	17,712	19,958	19,958	19,958
Average Cost	\$5,399	\$5,181	\$5,366	\$5,704	\$6,198	\$6,380
Total Cost per Year	\$118,204,913	\$78,808,797	\$95,048,033	\$113,847,192	\$123,702,219	\$127,327,224

Cost of Medications

Data for Jun2023 - Nov2023 are based on projections



Historical Costs
Projected Costs

SPAP Data

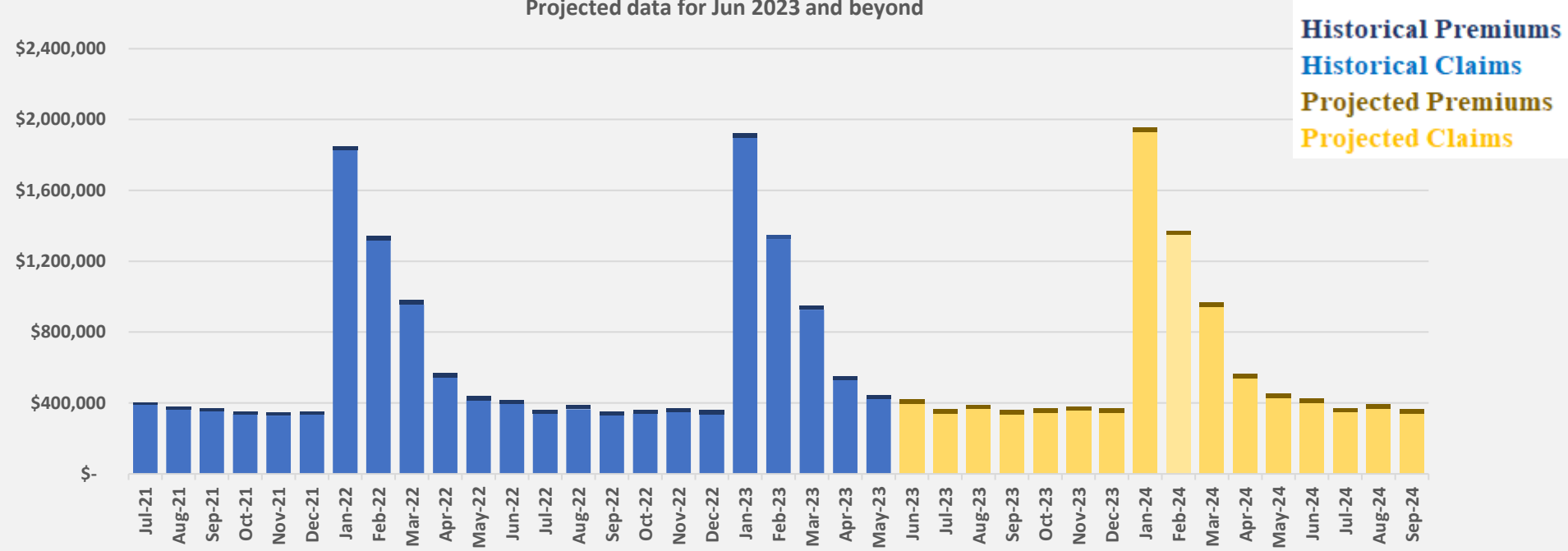
Total Clients, Average Cost of Client, and Total Cost Per Year *

* data for 2023 - 2026 are based on projections

Calendar Year	2021	2022	2023	2024	2025	2026
Total Clients	2,084	1,787	1,705	1,705	1,705	1,705
Average Cost	\$327	\$351	\$369	\$376	\$383	\$390
Total Cost per Year	\$8,175,902	\$7,519,290	\$7,554,027	\$7,690,000	\$7,828,420	\$7,969,331

Actual and Projected Total Cost by Month

Projected data for Jun 2023 and beyond



Texas Department of State Health Services

TIAP Data

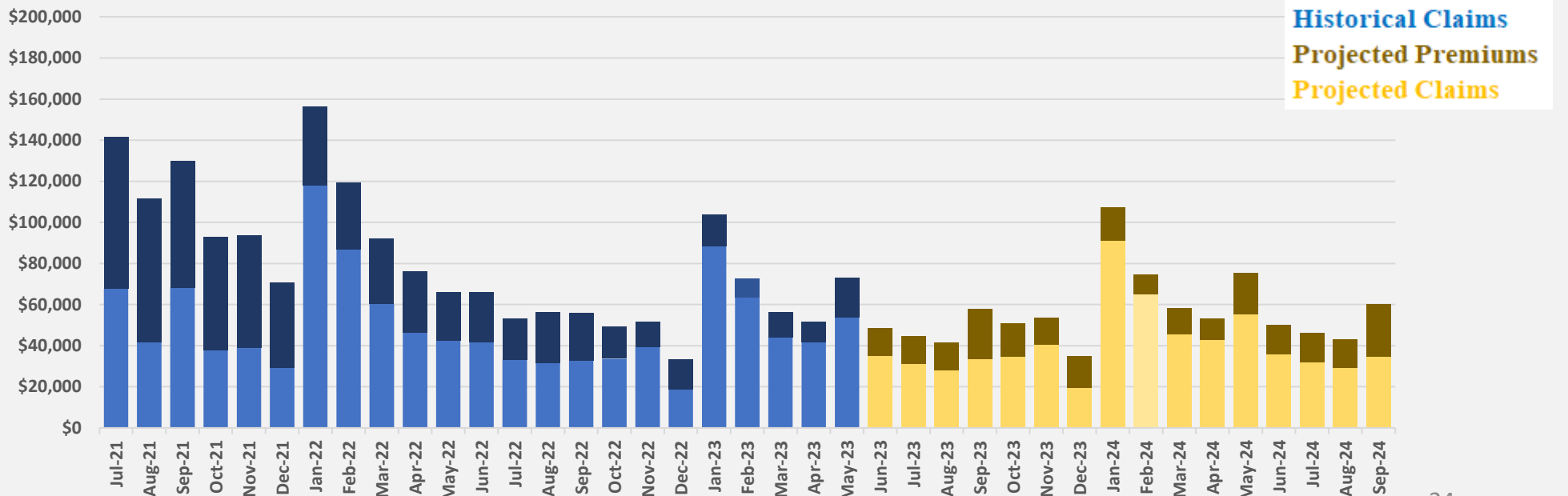
Total Clients, Average Cost of Client, and Total Cost Per Year *

* data for 2023 - 2026 are based on projections

Calendar Year	2021	2022	2023	2024	2025	2026
Total Clients	416	273	164	165	167	169
Average Cost	\$405	\$327	\$347	\$355	\$364	\$373
Total Cost per Year	\$2,020,264	\$1,072,777	\$681,446	\$705,482	\$730,418	\$756,290

TIAP Actual and Projected Total Cost by Month

Projected data for Jun 2023 and beyond



Texas Department of State Health Services