

# Colorectal Cancer

## State of Texas

Colorectal cancer results from the abnormal, uncontrolled growth of cells in the colon or rectum. Colorectal cancer screening can detect precancerous cells which can be removed before this cancer develops. Additionally, screening can find the cancer early, when successful treatment is more likely.

### Colorectal Cancer Facts

About 1 in 22 men, and 1 in 24 women, will develop colorectal cancer.

While the colorectal cancer mortality rate continues to decline, it remains the 3rd leading cause of cancer-related deaths.

Non-Hispanic African Americans have a higher risk for colorectal cancer than non-Hispanic Whites or Hispanics.

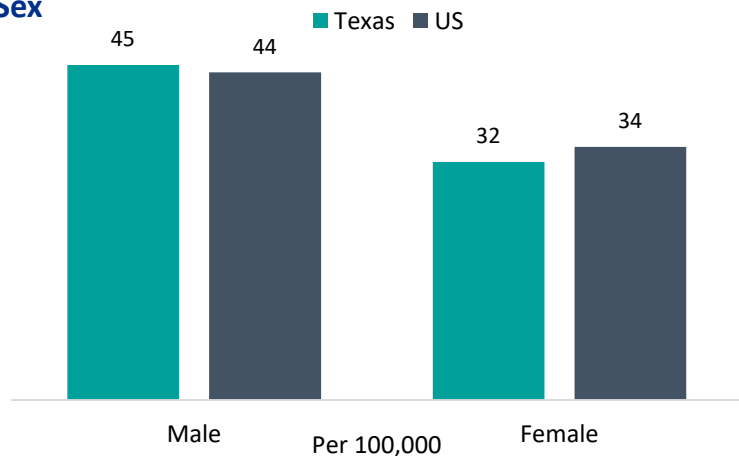
Modifiable Colorectal cancer risk factors:

- Overweight and obesity
- Type 2 diabetes
- Lack of regular physical activity
- A diet low in fruits & vegetables
- A low-fiber, high-fat diet, or a diet high in red meats and processed meat
- Heavy alcohol consumption
- Tobacco use

### Colorectal Cancer Incidence – 2012-2016

The 5-year average age-adjusted colorectal cancer incidence rate was **38 per 100,000** for Texas and **39 per 100,000** for the US.

#### By Sex



#### By Race/Ethnicity

	Incidence Rate (per 100,000)			
	Male		Female	
	Texas	US	Texas	US
NH White	45	44	32	34
NH Black	56	52*	41	39*
Hispanic	46	40	28	29
NH American Indian	28	41*	29	38*
NH Asian/Pacific Islander	28	38*	23	27*

NH = Non-Hispanic

\* Rate includes Hispanic at national level, not at State level

## Medicaid Reimbursement – FY 2017

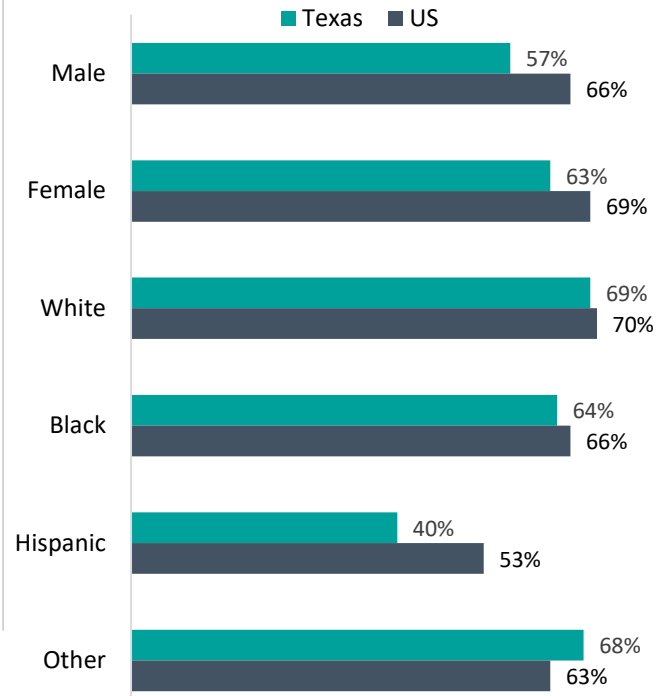
In Texas, Medicaid paid almost \$16 million for colorectal cancer charges in fiscal year 2017. This represents only a portion of the total costs since Medicare, not Medicaid, provides coverage for the majority of those more likely to develop colorectal cancer: adults ages 65 and older.

### Cost of Services Among Medicaid Beneficiaries Diagnosed with Colorectal Cancer in Texas

Type of Claim	Total Cost	Number of Beneficiaries	Average cost per Beneficiary
Inpatient	\$7,037,860	819	\$8,593
Outpatient	\$1,776,272	2,136	\$832
Professional	\$6,992,076	4,089	\$1,710
<b>Total</b>	<b>\$15,806,209</b>	<b>4,481</b>	<b>\$3,527</b>

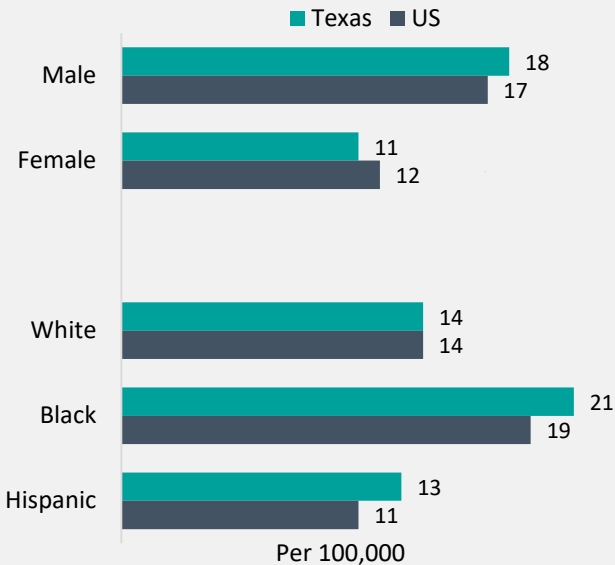
## Colorectal Cancer Screening - 2016

An estimated **60%** of Texas and **68%** of US adults ages 50-74 years were up to date on colorectal screening.



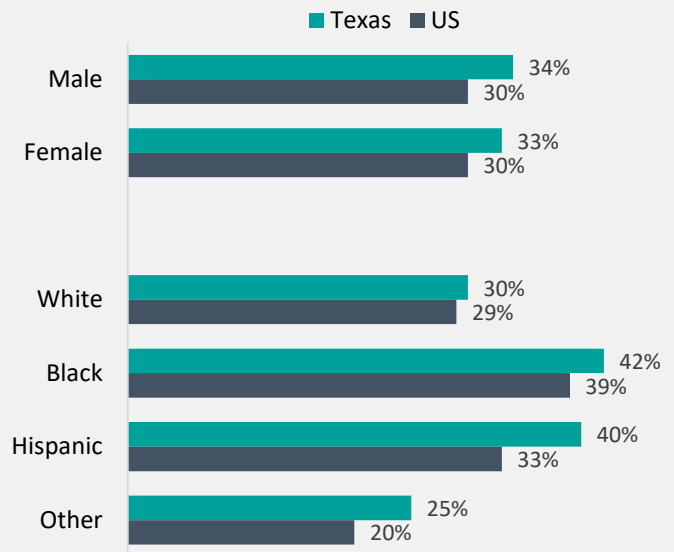
## Colorectal Cancer Mortality – 2012-2016

The 5-year average age-adjusted colorectal cancer mortality rate was **14 per 100,000** for Texas and the US.



## Risk Factor Prevalence - 2017

Overall, an estimated **33%** of Texas adults and **30%** of US adults were obese (body mass index  $\geq 30$  kg/m<sup>2</sup>).



Sources: Facts, American Cancer Society, <https://www.cancer.org/cancer/colon-rectal-cancer.html> and Centers for Disease Control and Prevention, <https://www.cdc.gov/cancer/colorectal/>; Incidence, Texas, Texas Cancer Registry at <https://www.cancer-rates.info/tx/>, US at [https://seer.cancer.gov/explorer/application.php?site=1&data\\_type=1&graph\\_type=2&compareBy=sex&chk\\_sex\\_1=1&chk\\_race\\_1=1&chk\\_age\\_range\\_1=1&chk\\_data\\_type\\_1=1&advopt\\_precision=1&advopt\\_display=2&showDataFor=race\\_1\\_and\\_age\\_range\\_1\\_and\\_data\\_type\\_1](https://seer.cancer.gov/explorer/application.php?site=1&data_type=1&graph_type=2&compareBy=sex&chk_sex_1=1&chk_race_1=1&chk_age_range_1=1&chk_data_type_1=1&advopt_precision=1&advopt_display=2&showDataFor=race_1_and_age_range_1_and_data_type_1); Mortality, Texas, Texas Cancer Registry at <https://www.cancer-rates.info/tx/> and US at [https://seer.cancer.gov/explorer/application.php?site=20&data\\_type=2&graph\\_type=10&compareBy=sex&series=race&chk\\_sex\\_3=3&chk\\_sex\\_2=2&chk\\_race\\_1=1&chk\\_race\\_3=3&chk\\_race\\_6=6&chk\\_race\\_8=8&chk\\_age\\_range\\_1=1&hdn\\_stage=&advopt\\_precision=1&showDataFor=age\\_range\\_1](https://seer.cancer.gov/explorer/application.php?site=20&data_type=2&graph_type=10&compareBy=sex&series=race&chk_sex_3=3&chk_sex_2=2&chk_race_1=1&chk_race_3=3&chk_race_6=6&chk_race_8=8&chk_age_range_1=1&hdn_stage=&advopt_precision=1&showDataFor=age_range_1); Prevalence, Texas, Texas Behavioral Risk Factor Surveillance System Public Use Data File 2016 & 2017, Texas Department of State Health Services, Center for Health Statistics, US at <https://nccd.cdc.gov/weat/#/crossTabulation>; Texas Medicaid and Health Partnership (TMHP) Ad Hoc Query Platform (AHQP) Claims Universe, Fiscal Year 2017, as prepared by Data Quality & Dissemination, Strategic Decision Support, Texas Health and Human Services Commission.