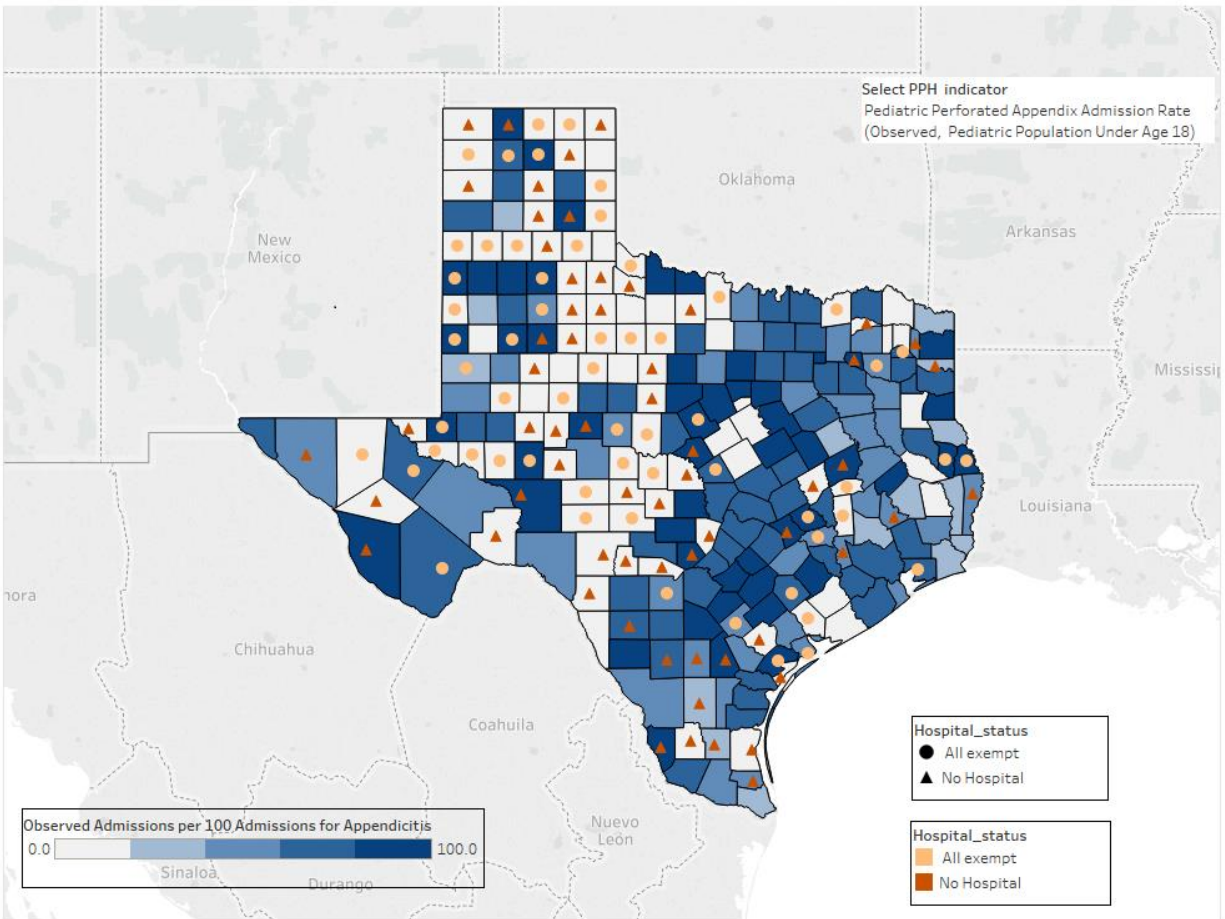


## Pediatric Perforated Appendix Admission Rate (Observed, Pediatric Population Under Age 18), 2016

The inside of the appendix forms a cul-de-sac that usually opens into the large intestine. When the inside of the appendix is blocked—by a piece of stool, a foreign body that was swallowed, or the swelling from an infection—the appendix becomes swollen and easily infected by bacteria. If the infected appendix is not removed, an abscess may form and eventually burst or perforate. This may happen as soon as 48 to 72 hours after symptoms begin. A perforated appendix can spread its infection throughout the abdomen and thus become life threatening. Problems in access to ambulatory care and misdiagnosis are among the factors that lead to this complication.

Pediatric Perforated Appendix Admission Rate (Observed, Pediatric Population Under Age 18), 2016



**Texas Health Care Information Collection**  
***Pediatric Perforated Appendix Admission Rate (Observed, Pediatric Population Under Age 18), 2016***

Rates not calculated for counties with fewer than 5 admissions

County	Admissions	Population	Observed Admissions per 100 Admissions for Appendicitis	Mean Charge per Admission
STATE OF TEXAS	2,637	4,170	63.24	\$63,300
Anderson	5	9	55.56	\$71,845
Andrews	Less than 5			
Angelina	Less than 5			
Aransas	Less than 5			
Archer	Less than 5			
Armstrong	Less than 5			
Atascosa	5	6	83.33	\$51,724
Austin	Less than 5			
Bailey	Less than 5			
Bandera	Less than 5			
Bastrop	9	12	75.00	\$110,948
Baylor	Less than 5			
Bee	Less than 5			
Bell	35	54	64.81	\$42,683
Bexar	250	363	68.87	\$63,211
Blanco	Less than 5			
Borden	Less than 5			
Bosque	Less than 5			
Bowie	Less than 5			
Brazoria	27	39	69.23	\$51,598
Brazos	11	18	61.11	\$51,525
Brewster	Less than 5			
Briscoe	Less than 5			
Brooks	Less than 5			
Brown	Less than 5			
Burleson	Less than 5			
Burnet	6	8	75.00	\$76,747
			20.00 40.00 60.00 80.00 100.00 Observed Rate	\$0 \$50,000 \$100,000 \$150,000 Mean Charge per Admission

Source: Texas Health Care Information Collection. *Texas Hospital Inpatient Discharge Public Use Data File, 2016.*

**Texas Health Care Information Collection**  
***Pediatric Perforated Appendix Admission Rate (Observed, Pediatric Population Under Age 18), 2016***

Rates not calculated for counties with fewer than 5 admissions

County	Admissions	Population	Observed Admissions per 100 Admissions for Appendicitis	Mean Charge per Admission
Caldwell	5	6	83.33	\$116,560
Calhoun	Less than 5			
Callahan	Less than 5			
Cameron	59	151	39.07	\$71,254
Camp	Less than 5			
Carson	Less than 5			
Cass	Less than 5			
Castro	Less than 5			
Chambers	Less than 5			
Cherokee	6	11	54.55	\$35,128
Childress	Less than 5			
Clay	Less than 5			
Cochran	Less than 5			
Coke	Less than 5			
Coleman	Less than 5			
Collin	60	86	69.77	\$63,850
Collingsworth	Less than 5			
Colorado	Less than 5			
Comal	13	19	68.42	\$50,783
Comanche	Less than 5			
Concho	Less than 5			
Cooke	Less than 5			
Coryell	Less than 5			
Cottle	Less than 5			
Crane	Less than 5			
Crockett	Less than 5			
Crosby	Less than 5			
Culberson	Less than 5			
			20.00 40.00 60.00 80.00 100.00 Observed Rate	\$0 \$50,000 \$100,000 \$150,000 Mean Charge per Admission

Source: Texas Health Care Information Collection. *Texas Hospital Inpatient Discharge Public Use Data File, 2016.*

**Texas Health Care Information Collection**  
***Pediatric Perforated Appendix Admission Rate (Observed, Pediatric Population Under Age 18), 2016***

Rates not calculated for counties with fewer than 5 admissions

County	Admissions	Population	Observed Admissions per 100 Admissions for Appendicitis	Mean Charge per Admission
Dallam	Less than 5			
Dallas	289	374	77.27	\$76,955
Dawson	Less than 5			
Deaf Smith	5	8	62.50	\$24,450
Delta	Less than 5			
Denton	57	87	65.52	\$69,414
DeWitt	Less than 5			
Dickens	Less than 5			
Dimmit	Less than 5			
Donley	Less than 5			
Duval	Less than 5			
Eastland	Less than 5			
Ector	16	21	76.19	\$38,584
Edwards	Less than 5			
El Paso	20	26	76.92	\$50,887
Ellis	90	186	48.39	\$62,047
Erath	Less than 5			
Falls	Less than 5			
Fannin	Less than 5			
Fayette	Less than 5			
Fisher	Less than 5			
Floyd	Less than 5			
Foard	Less than 5			
Fort Bend	44	73	60.27	\$55,154
Franklin	Less than 5			
Freestone	Less than 5			
Frio	Less than 5			
Gaines	Less than 5			
			20.00 40.00 60.00 80.00 100.00	\$0 \$50,000 \$100,000 \$150,000
			Observed Rate	Mean Charge per Admission

Source: Texas Health Care Information Collection. *Texas Hospital Inpatient Discharge Public Use Data File, 2016.*

**Texas Health Care Information Collection**  
***Pediatric Perforated Appendix Admission Rate (Observed, Pediatric Population Under Age 18), 2016***

Rates not calculated for counties with fewer than 5 admissions

County	Admissions	Population	Observed Admissions per 100 Admissions for Appendicitis	Mean Charge per Admission
Galveston	24	46	52.17	\$58,348
Garza	Less than 5			
Gillespie	5	6	83.33	\$32,562
Glasscock	Less than 5			
Goliad	Less than 5			
Gonzales	Less than 5			
Gray	Less than 5			
Grayson	6	10	60.00	\$46,973
Gregg	Less than 5			
Grimes	Less than 5			
Guadalupe	17	19	89.47	\$79,425
Hale	5	6	83.33	\$39,265
Hall	Less than 5			
Hamilton	Less than 5			
Hansford	Less than 5			
Hardeman	Less than 5			
Hardin	6	13	46.15	\$60,726
Harris	425	591	71.91	\$52,629
Harrison	Less than 5			
Hartley	Less than 5			
Haskell	Less than 5			
Hays	26	34	76.47	\$80,939
Hemphill	Less than 5			
Henderson	6	13	46.15	\$50,320
Hidalgo	182	349	52.15	\$89,335
Hill	Less than 5			
Hockley	Less than 5			
Hood	Less than 5			
			20.00 40.00 60.00 80.00 100.00	\$0 \$50,000 \$100,000 \$150,000
			Observed Rate	Mean Charge per Admission

Source: Texas Health Care Information Collection. *Texas Hospital Inpatient Discharge Public Use Data File, 2016.*

**Texas Health Care Information Collection**  
***Pediatric Perforated Appendix Admission Rate (Observed, Pediatric Population Under Age 18), 2016***

Rates not calculated for counties with fewer than 5 admissions

County	Admissions	Population	Observed Admissions per 100 Admissions for Appendicitis	Mean Charge per Admission
Hopkins	Less than 5			
Houston	Less than 5			
Howard	Less than 5			
Hudspeth	Less than 5			
Hunt	5	10	50.00	\$43,583
Hutchinson	Less than 5			
Irion	Less than 5			
Jack	Less than 5			
Jackson	Less than 5			
Jasper	Less than 5			
Jeff Davis	Less than 5			
Jefferson	7	34	20.59	\$49,320
Jim Hogg	Less than 5			
Jim Wells	5	12	41.67	\$56,260
Johnson	8	9	88.89	\$33,686
Jones	Less than 5			
Karnes	Less than 5			
Kaufman	12	16	75.00	\$57,131
Kendall	Less than 5			
Kenedy	Less than 5			
Kent	Less than 5			
Kerr	Less than 5			
Kimble	Less than 5			
King	Less than 5			
Kinney	Less than 5			
Kleberg	Less than 5			
Knox	Less than 5			
La Salle	Less than 5			
			20.00 40.00 60.00 80.00 100.00 Observed Rate	\$0 \$50,000 \$100,000 \$150,000 Mean Charge per Admission

Source: Texas Health Care Information Collection. *Texas Hospital Inpatient Discharge Public Use Data File, 2016.*

**Texas Health Care Information Collection**  
***Pediatric Perforated Appendix Admission Rate (Observed, Pediatric Population Under Age 18), 2016***













Rates not calculated for counties with fewer than 5 admissions

County	Admissions	Population	Observed Admissions per 100 Admissions for Appendicitis	Mean Charge per Admission
Lamar	Less than 5			
Lamb	Less than 5			
Lampasas	Less than 5			
Lavaca	Less than 5			
Lee	5	6	83.33	\$30,187
Leon	Less than 5			
Liberty	6	8	75.00	\$60,833
Limestone	5	5	100.00	\$25,869
Lipscomb	Less than 5			
Live Oak	Less than 5			
Llano	Less than 5			
Loving	Less than 5			
Lubbock	23	33	69.70	\$84,324
Lynn	Less than 5			
Madison	Less than 5			
Marion	15	41	36.59	\$24,550
Martin	Less than 5			
Mason	Less than 5			
Matagorda	Less than 5			
Maverick	Less than 5			
McCulloch	Less than 5			
McLennan	Less than 5			
McMullen	10	25	40.00	\$45,925
Medina	Less than 5			
Menard	Less than 5			
Midland	10	16	62.50	\$41,241
Milam	Less than 5			
Mills	Less than 5			
			20.00 40.00 60.00 80.00 100.00 Observed Rate	\$0 \$50,000 \$100,000 \$150,000 Mean Charge per Admission

Source: Texas Health Care Information Collection. *Texas Hospital Inpatient Discharge Public Use Data File, 2016.*

**Texas Health Care Information Collection**  
***Pediatric Perforated Appendix Admission Rate (Observed, Pediatric Population Under Age 18), 2016***

Rates not calculated for counties with fewer than 5 admissions

County	Admissions	Population	Observed Admissions per 100 Admissions for Appendicitis	Mean Charge per Admission
Mitchell	Less than 5			
Montague	Less than 5			
Montgomery	33	84	 39.29	 \$58,146
Moore	6	8	 75.00	 \$128,711
Morris	Less than 5			
Motley	Less than 5			
Nacogdoches	Less than 5			
Navarro	7	9	 77.78	 \$92,195
Newton	Less than 5			
Nolan	Less than 5			
Nueces	33	51	 64.71	 \$47,400
Ochiltree	Less than 5			
Oldham	Less than 5			
Orange	Less than 5			
Palo Pinto	Less than 5			
Panola	Less than 5			
Parker	8	10	 80.00	 \$40,085
Parmer	Less than 5			
Pecos	Less than 5			
Polk	Less than 5			
Potter	15	24	 62.50	 \$40,494
Presidio	Less than 5			
Rains	Less than 5			
Randall	Less than 5			
Reagan	Less than 5			
Real	Less than 5			
Red River	Less than 5			
Reeves	Less than 5			
			20.00 40.00 60.00 80.00 100.00 Observed Rate	\$0 \$50,000 \$100,000 \$150,000 Mean Charge per Admission

Source: Texas Health Care Information Collection. *Texas Hospital Inpatient Discharge Public Use Data File, 2016.*



**Texas Health Care Information Collection**  
***Pediatric Perforated Appendix Admission Rate (Observed, Pediatric Population Under Age 18), 2016***



















Rates not calculated for counties with fewer than 5 admissions

County	Admissions	Population	Observed Admissions per 100 Admissions for Appendicitis	Mean Charge per Admission
Refugio	Less than 5			
Roberts	Less than 5			
Robertson	Less than 5			
Rockwall	7	8	87.50	\$61,232
Runnels	Less than 5			
Rusk	Less than 5			
Sabine	Less than 5			
San Augustine	Less than 5			
San Jacinto	Less than 5			
San Patricio	10	13	76.92	\$56,235
San Saba	Less than 5			
Schleicher	Less than 5			
Scurry	Less than 5			
Shackelford	Less than 5			
Shelby	Less than 5			
Sherman	Less than 5			
Smith	23	39	58.97	\$65,136
Somervell	Less than 5			
Starr	12	17	70.59	\$70,856
Stephens	Less than 5			
Sterling	Less than 5			
Stonewall	Less than 5			
Sutton	Less than 5			
Swisher	Less than 5			
Tarrant	128	163	78.53	\$47,943
Taylor	15	24	62.50	\$53,846
Terrell	Less than 5			
Terry	Less than 5			
			20.00 40.00 60.00 80.00 100.00 Observed Rate	\$0 \$50,000 \$100,000 \$150,000 Mean Charge per Admission

Source: Texas Health Care Information Collection. *Texas Hospital Inpatient Discharge Public Use Data File, 2016.*

**Texas Health Care Information Collection**  
***Pediatric Perforated Appendix Admission Rate (Observed, Pediatric Population Under Age 18), 2016***

Rates not calculated for counties with fewer than 5 admissions

County	Admissions	Population	Observed Admissions per 100 Admissions for Appendicitis	Mean Charge per Admission
Throckmorton	Less than 5			
Titus	Less than 5			
Tom Green	5	12	 41.67	 \$35,787
Travis	114	156	 73.08	 \$92,431
Trinity	Less than 5			
Tyler	Less than 5			
Upshur	5	7	 71.43	 \$57,832
Upton	Less than 5			
Uvalde	5	7	 71.43	 \$54,018
Val Verde	7	13	 53.85	 \$25,368
Van Zandt	Less than 5			
Victoria	8	14	 57.14	 \$58,895
Walker	Less than 5			
Waller	Less than 5			
Ward	Less than 5			
Washington	Less than 5			
Webb	61	128	 47.66	 \$62,098
Wharton	Less than 5			
Wheeler	Less than 5			
Wichita	Less than 5			
Wilbarger	Less than 5			
Willacy	Less than 5			
Williamson	47	67	 70.15	 \$84,679
Wilson	Less than 5			
Winkler	Less than 5			
Wise	Less than 5			
Wood	7	13	 53.85	 \$36,926
Yoakum	Less than 5			
			20.00 40.00 60.00 80.00 100.00 Observed Rate	\$0 \$50,000 \$100,000 \$150,000 Mean Charge per Admission

Source: Texas Health Care Information Collection. *Texas Hospital Inpatient Discharge Public Use Data File, 2016.*

**Texas Health Care Information Collection**  
***Pediatric Perforated Appendix Admission Rate (Observed, Pediatric Population Under Age 18), 2016***

**Rates not calculated for counties with fewer than 5 admissions**

County	Admissions	Population	Observed Admissions per 100 Admissions for Appendicitis	Mean Charge per Admission
Young	Less than 5			
Zapata	Less than 5			
Zavala	5	7	71.43	\$48,203
			20.00 40.00 60.00 80.00 100.00 Observed Rate	\$0 \$50,000 \$100,000 \$150,000 Mean Charge per Admission

**Source: Texas Health Care Information Collection. *Texas Hospital Inpatient Discharge Public Use Data File, 2016.***