



TEXAS

Health and Human Services



Texas Department of State
Health Services

THISIS Training

**TB Screening Test, X-Rays
and Other Imaging QP**

Overview



TEXAS
Health and Human
Services

Texas Department of State
Health Services

- Navigating Question Packages
- TB Screening Test, X-Rays and Other Imaging QP
- Break Down of Sections
 - TB Skin Testing (TST)
 - Chest Radiograph
 - Imaging Studies

Question Packages



- To open a QP, highlight and click on View Question Package button, or double-click

Event Data | Lab Results | Concerns | Persons | Tasks | Calendar | Event Properties | Event History

Question Package	Person	Last Update	Updated By	Status
Initial Assessment	Winnie the Pooh	05/22/2019	Ellen Chang [echang]	Completed
Follow-up Assessment	Winnie the Pooh	05/15/2019	Ellen Chang [echang]	Completed
TB Screening Test, X-Rays and Other Imaging	Winnie the Pooh	05/15/2019	Ellen Chang [echang]	Completed
TB Medications	Winnie the Pooh	05/15/2019	Ellen Chang [echang]	Completed
TB Medical Consultations	Winnie the Pooh	05/15/2019	Ellen Chang [echang]	Completed
DOT Visits	Winnie the Pooh	05/15/2019	Ellen Chang [echang]	Completed
DOT Monitoring	Winnie the Pooh	05/15/2019	Ellen Chang [echang]	Completed
Adverse Reaction	Winnie the Pooh	05/15/2019	Ellen Chang [echang]	Completed
Congregate Settings	Winnie the Pooh	05/15/2019	Ellen Chang [echang]	Completed
Genotyping	Winnie the Pooh	05/15/2019	Ellen Chang [echang]	Completed
Contact Investigation	Winnie the Pooh	05/15/2019	Ellen Chang [echang]	Completed
Named Contacts	Winnie the Pooh	05/15/2019	Ellen Chang [echang]	Completed
Case Verification and Completion	Winnie the Pooh	05/15/2019	Ellen Chang [echang]	Completed
Reporting Information	Winnie the Pooh	05/15/2019	Ellen Chang [echang]	Completed
Case Review Activities	Winnie the Pooh	05/15/2019	Ellen Chang [echang]	Completed
False Positive Investigation	Winnie the Pooh	05/15/2019	Ellen Chang [echang]	Completed
Hurricane/Natural Disasters	Winnie the Pooh	05/15/2019	Ellen Chang [echang]	Completed
Hospitalization History	Winnie the Pooh	05/15/2019	Ellen Chang [echang]	Completed
Court Ordered Management	Winnie the Pooh	05/15/2019	Ellen Chang [echang]	Completed
TB Activity Assignment	Winnie the Pooh	05/15/2019	Ellen Chang [echang]	Completed
Create new Exposure Log	Winnie the Pooh	05/15/2019	Ellen Chang [echang]	Completed
Legacy Information	Winnie the Pooh	05/15/2019	Ellen Chang [echang]	Completed

View Question Package | Wizards [dropdown] | View Wizard

Question Packages



TEXAS
Health and Human
Services

Texas Department of State
Health Services

- A floating header is found at the top of each QP that contains the name of the QP, the name of the person, the disease and a [Jump To...] drop-down list

Maven Disease Surveillance Suite

Initial Assessment - Winnie the Pooh - Tuberculosis

[Jump To...]

Save Save & Stay Cancel

Expand Details

Question
Package

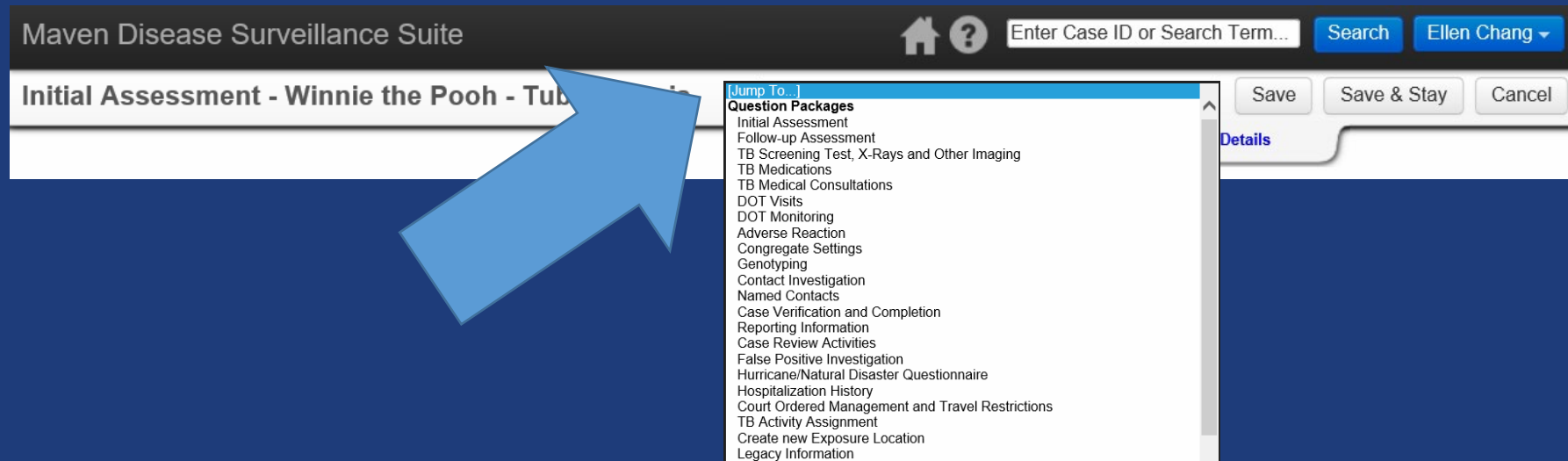
Name of
Person

Disease

Question Packages



- The [Jump To...] list allows the user to navigate between question packages and other screens without having to return to the Event Dashboard



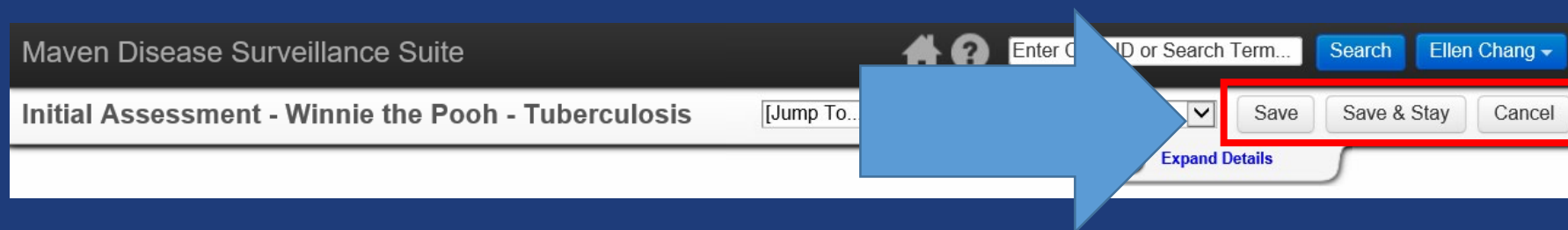
Question Packages



TEXAS
Health and Human
Services

Texas Department of State
Health Services

- The Save button will save any edits within a QP and return the user to the Event Dashboard, while the Save & Stay button will save any edits and allow user to remain in the QP



- The Cancel button will not save any edits and return the user to the Dashboard

Question Packages



- A user can click on the blue Expand Details tab, which will display all Lab Results for the event. This prevents the user from having to exit the question package to see the labs.

Maven Disease Surveillance Suite Enter Case ID or Search Term... Ellen Chang ▾

Initial Assessment - Winnie the Pooh - Tuberculosis [Jump To...]

Expand Details

Maven Disease Surveillance Suite Enter Case ID or Search Term... Ellen Chang ▾

Initial Assessment - Winnie the Pooh - Tuberculosis [Jump To...]

Labs							
Lab No.	Collection Date	Test	Result	Modifier	Result Value	Ordering Facility	Created
1	05/13/2019	TB - AFB Smear (Sputum Only)	Positive				05/24/2019
2	05/13/2019	TB - Culture	M. Bovis (TB Complex)				05/29/2019
3	05/13/2019	TB - Culture	M. Bovis (TB Complex)			Care Facility	05/29/2019
4	03/17/2019	TB - AFB Smear (Sputum Only)	Positive				06/14/2019
5	03/17/2019	TB - AFB Smear (Sputum Only)	Positive				06/18/2019
6	07/08/2019	TB - IGRA	Positive				08/26/2019

Status: Completed (Number of Questions: 221, Incomplete Required Questions: 0)

Question Packages



- When jumping from one question/field to another within a QP (and throughout THISIS in general), **use the TAB key** on your keyboard instead of clicking each field with the mouse – this helps prevent data entry instability

Employment History (within past 3 years)	
Employment type <input type="checkbox"/>	Health care worker <input type="button" value="Add New"/>
Name of place of employment	<input type="text"/>
Environment	<input type="text"/> <input type="button" value="Tab"/>
Transportation mode	<input type="text"/> <input type="button" value="Tab"/>
City	<input type="text"/>
Start date at this location (approximate)	MM/DD/YYYY <input type="button" value="Tab"/>
End date at this location (approximate)	MM/DD/YYYY <input type="button" value="Tab"/>
Exposure length	<input type="text"/> <input type="button" value="Tab"/>
Exposure setting	<input type="text"/>
Have you missed work due to sickness?	<input type="text"/>

TB Screening QP



TEXAS
Health and Human
Services

Texas Department of State
Health Services

TB Screening Test, X-Rays and Other Imaging QP

TB Screening QP



Event Data

Lab Results

Concerns

Persons

Tasks

Calendar

Event Properties

Event History

Question Packages

Question Package	Person
Initial Assessment	Winnie the Pooh
Follow-up Assessment	Winnie the Pooh
▶ TB Screening Test, X-Rays and Other Imaging	Winnie the Pooh
TB Medications	Winnie the Pooh
TB Medical Consultations	Winnie the Pooh
DOT Visits	Winnie the Pooh
DOT Monitoring	Winnie the Pooh
Adverse Reaction	Winnie the Pooh
Congregate Settings	Winnie the Pooh
Genotyping	Winnie the Pooh
Contact Investigation	Winnie the Pooh
TB Exposure	Winnie the Pooh
Named Contacts	Winnie the Pooh
Case Verification and Completion	Winnie the Pooh
Reporting Information	Winnie the Pooh
Case Review Activities	Winnie the Pooh
False Positive Investigation	Winnie the Pooh
Hurricane/Natural Disaster Questionnaire	Winnie the Pooh
Hospitalization History	Winnie the Pooh
Court Ordered Management and Travel Restrictions	Winnie the Pooh
TB Activity Assignment	Winnie the Pooh
Create new Exposure Location	Winnie the Pooh
Legacy Information	Winnie the Pooh

View Question Package

Wizards



View Wizard

TB Screening QP



TEXAS
Health and Human
Services

Texas Department of State
Health Services

- TB Skin Testing (TST)
 - Chest Radiograph
 - Imaging Studies

TB Skin Testing (TST)



TEXAS
Health and Human
Services

Texas Department of State
Health Services

TB Skin Testing (TST)

TB Screening, Etc.

TB Skin Testing (TST)



- Select "Yes" if a skin test was performed and enter the date performed to trigger additional question fields

TB Skin Testing (TST)	
Skin test performed	Yes <input type="button" value="v"/>
TST date	MM/DD/YYYY <input type="button" value="calendar"/>

TB Skin Testing (TST)	
Skin test performed	Yes <input type="button" value="v"/>
TST date <input type="button" value="calendar"/>	07/22/2019 <input type="button" value="calendar"/> Add New
Screening type	<input type="button" value="v"/>
Administered by	<input type="text"/>
Test location	<input type="button" value="v"/>
Manufacturer	<input type="button" value="v"/>

TB Screening, Etc.

TB Skin Testing (TST)



TEXAS
Health and Human
Services

Texas Department of State
Health Services

- Specify the **Screening type** by choosing between first and second round testing, or general screening

TB Skin Testing (TST)	
Skin test performed	Yes <input type="checkbox"/>
TST date <input type="text"/>	07/22/2019 <input type="text"/> Add New
Screening type	<input type="text"/>
Administered by	<input type="text"/>
Test location	<input type="text"/>

First round test
Second round test
General screening

- Type name of nurse/staff administering TST in **Administered by** field

TB Screening, Etc.

TB Skin Testing (TST)



- Specify the **Test location** by selecting between left and right arm
- If "Other" test location was used, specify in the free text field provided

TB Skin Testing (TST)	
Skin test performed	Yes <input type="checkbox"/>
TST date <input type="text"/>	07/22/2019 <input type="text"/> Add New
Screening type	First round test <input type="checkbox"/>
Administered by	<input type="text" value="type name here"/>
Test location	<input type="text"/>
Manufacturer	<input type="text"/>
Lot number	<input type="text"/>

TB Screening, Etc.

TB Skin Testing (TST)



- Fill in information about test used, including manufacturer, lot number and expiration date

TB Skin Testing (TST)	
Manufacturer	Sanofi-Pasteur (Tubersol) <input type="button" value="v"/>
Lot number	TB081619001A
Expiration date	10/31/2020 <input type="button" value="calendar"/>

TB Screening, Etc.


TB Skin Testing (TST)



TEXAS
Health and Human
Services

Texas Department of State
Health Services

- Select the date the test is being read, enter the name of the person reading the test results, and record the skin test reading (in mm)

TB Skin Testing (TST)	
Read date	07/24/2019 
Read by	type name here
Reading (mm)	16

TB Screening, Etc.

TB Skin Testing (TST)



- Result field will default to “Unknown” and be un-editable upon choosing a TST date

Skin test performed	Yes	▼
TST date	07/22/2019	Add New
Screening type		▼
Administered by		
Test location		▼
Manufacturer		▼
Lot number		
Expiration date	MM/DD/YYYY	
Read date	MM/DD/YYYY	
Read by		
Reading (mm)		
Result	Unknown	▼
Override calculated result?	<input type="checkbox"/>	Yes

TB Screening, Etc.

TB Skin Testing (TST)



- After entering information and clicking “Save” or “Save & Stay,” Result field will update automatically based on the event

Skin test performed	Yes
TST date	07/20/2019 Add New
Screening type	First round test
Administered by	type name here
Site	Left arm
Manufacturer	Sanofi-Pasteur (Tubersol)
Lot number	TB081619001A
Expiration date	10/31/2020
Read date	07/22/2019
Read by	type name here
Reading (mm)	16
Result	Unknown
Override calculated result?	<input type="checkbox"/> Yes

Before saving
results

Skin test performed	Yes
TST date	07/20/2019 Add New
Screening type	First round test
Administered by	type name here
Site	Left arm
Manufacturer	Sanofi-Pasteur (Tubersol)
Lot number	TB081619001A
Expiration date	10/31/2020
Read date	07/22/2019
Read by	type name here
Reading (mm)	16
Result	Positive
Override calculated result?	<input type="checkbox"/> Yes

After saving
results

TB Screening, Etc.

TB Skin Testing (TST)



- Depending on information entered in Medical History and ATS Classification, THISIS will auto populate a “positive” or “negative” result

Result	Positive
Override calculated result?	<input checked="" type="checkbox"/> Yes
Result	Positive
	Negative
	Unknown
of chest X-Ray	

- The auto populated result may be overwritten by provider decision as deemed necessary

TB Screening, Etc.

TB Skin Testing (TST)



- **TB Skin Testing (TST)** is a repeatable section – click “Add New” to add new test results throughout case management

Skin test performed	Yes	▼
TST date	07/20/2019	Add New
Screening type	First round test	▼
Administered by	type name here	
Test location	Left arm	▼
Manufacturer	Sanofi-Pasteur (Tubersol)	
Lot number	TB081619001A	
Expiration date	10/31/2020	
Read date	07/22/2019	
Read by	type name here	
Reading (mm)	16	
Result	Positive	▼
Override calculated result?	<input type="checkbox"/> Yes	

A large blue arrow points from the right side of the form towards the 'Add New' button in the 'TST date' field.

Chest Radiograph



TEXAS
Health and Human
Services

Texas Department of State
Health Services

Chest Radiograph

TB Screening QP

Chest Radiograph



- Select a **Date of chest X-Ray** to trigger more information fields

Chest Radiograph	
Date of chest X-Ray	MM/DD/YYYY
If there is more than one chest X-Ray result, specify comparison to initial X-Ray	▼

Chest Radiograph	
Date of chest X-Ray	07/22/2019 Add New
Provider	
Facility	Not answered
Do you want to create a new facility if you could not find your facility in system?	▼
If it is not any facility, please specify your own answer	
Where was the Chest X-Ray Performed?	▼
X-Ray view	<input type="checkbox"/> PA <input type="checkbox"/> Lateral <input type="checkbox"/> Lordotic
Chest radiography result	▼

TB Screening QP




Chest Radiograph



TEXAS
Health and Human
Services

Texas Department of State
Health Services

- Enter the name of the Provider (if available) and use the magnifying glass to conduct a search for conducting facility

Chest Radiograph	
Date of chest X-Ray <input type="checkbox"/>	<input type="text" value="03/15/2019"/>  Add New
Provider	<input type="text" value="Dr. Christopher Robin"/>
Facility	Not answered  

TB Screening QP

Chest Radiograph



TEXAS
Health and Human
Services

Texas Department of State
Health Services

- Search a facility by entering the street address number, followed by a wildcard (*) and providing a city

Search Case

Search Criteria

Event ID:

Name:

Street:

City:

State:

Disease:

From Date:

To Date:

Search Results

Search Results					
Event ID	Name	Address	Status	Create Date	Type
FACILITY_52361	NEXT LEVEL URGENT CARE	1246 N FM 3083 RD W STE B., Conroe, TX 77304	Open	05/21/2020	Emergency Room/Urgent Care

Showing 1 to 1 of 1 entries

Select Cancel Help

First Previous 1 Next Last

TB Screening QP



Chest Radiograph



TEXAS
Health and Human
Services

Texas Department of State
Health Services

- If facility is not listed, you can create a new facility by selecting “Yes” for create a new facility question and filling in provided fields (in red) but be sure you’ve done a thorough search first!

Facility		Not answered  	
Do you want to create a new facility if you could not find your facility in system?		<input checked="" type="radio"/> Yes <input type="radio"/> No	
Name of the new facility	<input type="text"/>	Primary phone of new facility	<input type="text"/>
Type of the new facility	<input type="text" value="CARE_FACILITY"/>	Subtype of the new facility	<input type="text"/>
Street of new facility	<input type="text"/>	City of new facility	<input type="text"/>
State of new facility	<input type="text" value="TX"/>	Zip of new facility	<input type="text"/>

TB Screening QP

Chest Radiograph



TEXAS
Health and Human
Services

Texas Department of State
Health Services

- Select whether the imaging was performed In House or Contracted Out

Where was the Chest X-Ray Performed?		
X-Ray view	<div style="border: 1px solid black; padding: 2px;">In House Contracted Out</div>	<input type="checkbox"/> PA <input type="checkbox"/> Lateral <input type="checkbox"/> Lordotic
Chest radiography result		

TB Screening QP

Chest Radiograph



TEXAS
Health and Human
Services

Texas Department of State
Health Services

- Check the box that applies for X-Ray view and select the result from the drop-down menu

Where was the Chest X-Ray Performed?	<input type="text"/>
X-Ray view	<input type="checkbox"/> PA <input type="checkbox"/> Lateral <input type="checkbox"/> Lordotic
Chest radiography result	<input type="text" value="Normal"/>

- If the result is "Abnormal," child questions will follow

TB Screening QP

Chest Radiograph



TEXAS
Health and Human
Services

Texas Department of State
Health Services

- If Chest radiography result is “Abnormal”
 - Consistent with TB
 - Evidence of Hilar Lymphadenopathy
 - Evidence of cavity
 - *Status
 - *Size of cavity
 - Evidence of miliary TB found in X-Ray

TB Screening QP


Chest Radiograph



TEXAS
Health and Human
Services

Texas Department of State
Health Services

- If there is more than one chest X-Ray result, specify comparison to initial X-Ray
- Chest Radiograph section is repeatable – click “Add New” to add additional chest X-Ray results




Chest Radiograph	
Date of chest X-Ray <input type="text"/>	07/22/2019 <input type="text"/>  Add New
Provider	Paul Stevens






TB Screening QP

Chest Radiograph



- After saving the QP, next time you return the information will be collapsed – use the “+” icon to expand details from previous entries

Chest Radiograph	
Date of chest X-Ray 	03/15/2019  Add New
If there is more than one chest X-Ray result, specify comparison to initial X-Ray	<input type="text"/> 

Chest Radiograph	
Date of chest X-Ray 	03/15/2019  Add New
Provider	Dr. Christopher Robin
Facility	FACILITY_52361 - Facility - NEXT LEVEL URGENT CARE  
Name and Address Information NEXT LEVEL URGENT CARE 1246 N FM 3083 RD W STE B, Conroe, TX 77304 Montgomery USA	
Where was the Chest X-Ray Performed?	In House 
X-Ray view	<input checked="" type="checkbox"/> PA

Imaging Studies



TEXAS
Health and Human
Services

Texas Department of State
Health Services

Imaging Studies

TB Screening QP Imaging Studies



- Select an **Imaging date** to trigger more information fields

Imaging Studies	
Imaging date <input type="text" value="07/01/2020"/>	<input type="button" value="Add New"/>
Provider	<input type="text"/>
Facility	<input type="text" value="Not answered"/> <input type="button" value="Search"/> <input type="button" value="Delete"/>
Do you want to create a new facility if you could not find your facility in system?	<input type="checkbox"/> <input type="button" value="v"/>
If it is not any facility, please specify your own answer	<input type="text"/>
Type of imaging study	<input type="text" value=""/> <input type="button" value="v"/>
CT scan or other imaging result	<input type="text" value=""/> <input type="button" value="v"/>
Imaging study findings Note written by: Date and time:	<input type="text"/>
If there is more than one imaging study, specify comparison to initial imaging study	<input type="text" value=""/> <input type="button" value="v"/>

TB Screening QP Imaging Studies



TEXAS
Health and Human
Services

Texas Department of State
Health Services

- Select a type of imaging study from the drop-down menu choices

Type of imaging study	
CT scan or other imaging result	CT scan MRI None Ultrasound Other
Imaging study findings Note written by: Date and time:	

TB Screening QP Imaging Studies



TEXAS
Health and Human
Services

Texas Department of State
Health Services

- Specify the result of the imaging study and include any notes

CT scan or other imaging result

Imaging study findings

Note written by:

Date and time:

Normal
Abnormal
Not Done
Unknown

TB Screening QP Imaging Studies



TEXAS
Health and Human
Services

Texas Department of State
Health Services

- If there is more than one imaging study documented for the event, compare the recent results to the previous results

If there is more than one imaging study, specify comparison to initial imaging study

Save

Cancel

Help

Improved
Stable
Worse
Unknown

Review



TEXAS
Health and Human
Services

Texas Department of State
Health Services

- Navigating Question Packages
- TB Screening Test, X-Rays and Other Imaging QP
- Break Down of Sections
 - TB Skin Testing (TST)
 - Chest Radiograph
 - Imaging Studies

Slides Available



TEXAS
Health and Human
Services

Texas Department of State
Health Services

- Presentation will be available at:

<https://www.dshs.texas.gov/thsvh/thisis/forms.shtm>



TEXAS
Health and Human Services



Texas Department of State
Health Services

Thank you

Next: TB Medications QP